

## Flavans: Synthetic Strategies: A Review

Ofentse Mazimba<sup>1\*</sup> and Ngonye Keroletswe<sup>1</sup>

<sup>1</sup>Department of Chemistry, University of Botswana, Private Bag 00704, Gaborone, Botswana.

### Authors' contributions

This work was carried out in collaboration between both authors. Author OM designed the study, wrote the Introduction and section 1 of the Discussion, Author NK wrote the Discussion, Conclusion and format of References. Both authors read and approved the final manuscript.

### Article Information

DOI: 10.9734/IRJPAC/2015/17422

#### Editor(s):

(1) Wolfgang Linert, Institute of Applied Synthetic Chemistry, Vienna University of Technology Getreidemarkt, Austria.

#### Reviewers:

(1) Ogunwande Isiaka Ajani, Department of Chemistry, Lagos State University, Ojo, Nigeria.

(2) Anonymous, Merbah University, Algeria.

Complete Peer review History: <http://www.sciencedomain.org/review-history.php?iid=1051&id=7&aid=9382>

Review Article

Received 13<sup>th</sup> March 2015  
Accepted 23<sup>rd</sup> March 2015  
Published 23<sup>rd</sup> May 2015

### ABSTRACT

Flavans consist of the 2-phenylchroman structural unit found naturally in the plant kingdom. They are important compounds due to their various pharmacological properties, such as anticarcinogenic, anti-inflammatory, antioxidant, antimalarial, antiviral properties and chemopreventive potential for *Helicobacter pylori* peptic ulcers. Because the flavans are only minutely available from natural sources improved synthesis of flavans are desirable to obtain sufficient quantities for biological testing. Thus, this review article aims at describing the synthetic protocols which exist in the literature. From the surveyed literature 153 synthetic flavans, flavens, isoflavan, neoflavans and anthocyanins were reported.

Keywords: Flavans; flavens; anthocyanins; isoflavan; synthesis; chalcones.

### ABBREVIATIONS

$BF_3 \cdot Et_2O$  = Boron trifluoride diethyl etherate

$NaBH_4$  = Sodium borohydride

AcOH = Acetic acid

$LiAlH_4$  = Lithium aluminium hydride

\*Corresponding author: E-mail: mazimbaof@yahoo.com;

Co12 = Human colon carcinoma cell line  
 P-388 cell line = Murine lymphocytic leukemia cell line  
 SGC-7901 = Gastric carcinoma,  
 BEL-7402 = Hepatic carcinoma cell line  
 HL-60 = Acute promyelocytic leukemia cell line  
 MTT = 3-(4,5-Dimethylthiazol-2-yl)-2,5-Diphenyltetrazolium Bromide  
 Pd(OAc)<sub>2</sub> = Palladium (II) acetate  
 Et<sub>3</sub>N = Triethyl amine  
 CuI = Copper (I) iodide  
 KO<sup>t</sup>Bu = Potassium tert-butoxide  
 DMF = Dimethylformamide  
 NaBH<sub>3</sub>CN = Sodium cyanoborohydride  
 PhBr = Bromobenzene  
 BrCH<sub>2</sub>CH<sub>2</sub>Br = 1,2-Dibromoethane  
 n-Bu<sub>4</sub>NHSO<sub>4</sub> = Tetrabutylammonium hydrogen sulfate  
 Pd(OH)<sub>2</sub> = Palladium (II) hydroxide  
 n-BuLi = n-Butyllithium  
 DEAD = Diethyl diazenedicarboxylate  
 rt = Room temperature  
 AD-mix α = Asymmetric dihydroxylation mixture of reagents where phthalazine adduct contains dihydroquinine  
 MeSO<sub>2</sub>NH<sub>2</sub> = Methyl sulfonamide  
 TBAF = Tetra-n-butylammonium fluoride  
 EtC(OEt)<sub>3</sub> = 1,1,1-Triethoxypropane  
 PPTS = Pyridinium p-toluenesulfonate  
 TEA = Triethyl amine  
 PTC = Phase transfer catalyst  
 Bi(OTf) = Bismuth triflate or bismuth (III) trifluoromethanesulfonate  
 TBDPSI = t-Butyldiphenylsilyl ether  
 9-BBN = 9-Borabicyclo[3.3.1]nonane

## 1. INTRODUCTION

Flavans are an omnipresent 2-phenylchroman structural unit of the C<sub>6</sub>-C<sub>3</sub>-C<sub>6</sub> type, 2-phenyl-3,4-dihydro-2H-chromene nucleus found in flavonoids. They are natural products distributed in the plant kingdom with >17 000 natural flavans isolated [1]. The well-studied flavans are the flavan-3-ols of which their natural occurrences and biological activities were presented in a 2008 review article [1]. Flavans are found in foods such as red wines, green teas, apples, pears, and cocoa products. They exhibit interesting biological and pharmacological activities [2a-h] and high degree of structural diversity depending on the type of constitutive units.

The well-known flavans from green tea (*Camellia sinensis*) are (+)-catechin (**1**), (-)-epicatechin (**2**), (-)-epigallocatechin (**3**) which possess various biological properties such as anticarcinogenic, anti-inflammatory, antioxidant and immunomodulatory properties, inhibition of bone resorption [3,4]. The green tea potent antioxidants are (-)-epicatechin gallate (**4**) and (-)-epigallocatechin gallate (**5**) [5]. The synthetic

strategies towards catechins and related tea polyphenols were reviewed by Asakawa and co-workers [6]. The lesser known important natural flavans are 7-hydroxy-3',4'-methylenedioxyflavan (**6**) from *Zephyranthes flava* which is traditionally used to cure diabetes, ear and chest disorders and viral infections [7], 4',6-dichloroflavan (**7**) hinders rhinovirus replication *in vitro* [8], morusunnansin E (**8**) exhibits potent inhibitory activity on mushroom tyrosinase [9], whereas (S)-equol (**9**) is believed to be a dietary phytoestrogen through binding to the estrogen receptor b (ERb) which is 13 times more potent than the unnatural (R)-isomer [10,11]. (S)-Equol is a metabolite of soy isoflavone, daidzein whose transformation was assisted by intestinal bacteria such as gut microflora [12,13], 3'-hydroxyequol has shown potential to prevent hormone-related cancer [14]. Vestitol (**10**) displays anti-inflammatory, antimicrobial activities and has chemo-preventive potential for peptic ulcers in *H. Pylori* infected individuals [15,16]. The fully substituted sideroxylonal B (**11**) from *Eucalyptus sideroxylon* exhibits antibacterial [17, 18] and antitumor properties [19]. 7-O-gallyltriceflavan (**12**) exhibits antiviral properties [20] while

Griffinord E (**13**) shows antimalarial activity [21]. The natural flavans **1-13** are shown in Figure 1.

Flavans have attracted the attention of many synthetic chemists and a number of synthetic protocols have been developed for their synthesis due to their pharmacological importance. Thus this review describes the synthetic strategies reported for the synthesis of flavan and their analogues. This would assist to identify the most biologically important flavans and their simpler and efficient synthetic methods. Hence, enabling the future targeted synthesis of flavans.

## 2. DISCUSSION

### 2.1 Flavans

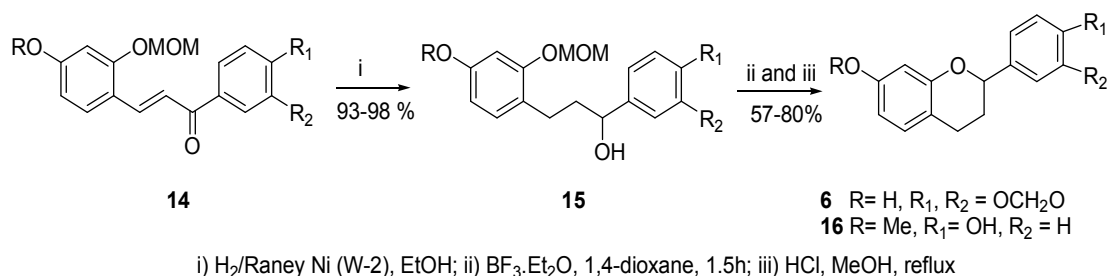
Li and co-workers have described the synthesis of flavans (**6** and **16**) starting from a chalcone (**14**). The reduction of the chalcone using Raney nickel followed by the  $\text{BF}_3 \cdot \text{Et}_2\text{O}$  assisted cyclization in protic media formed the benzopyran ring of natural flavans as depicted in Scheme 1 [22]. Flavan (**16**) is an antifeedant chemical constituent of *Stypantra grandis* and *Lycoris radiata* [23]. Xue and co-workers have utilized a similar protocol to accomplish the synthesis of *Dracaena cinnabari* [24,25] isolated flavans (**23-25**) starting from salicylaldehyde (**17**) as shown in Scheme 2. The  $\alpha,\beta$ -unsaturated ketone function of the chalcone was reduced by  $\text{H}_2/\text{Pd}$ , which usually reduces  $\text{C}=\text{C}$  double bonds [25].

Our group have also accomplished the synthesis of an array of flavans (**30-34**) [26,27]. Contrary to reduction methods using  $\text{H}_2/\text{Pd}$  and  $\text{H}_2/\text{Raney Nickel}$  in Scheme 1 and 2, Our group used  $\text{NaBH}_4$  to reduce chalcones [26] to the corresponding alcohols, which were cyclized into flavans (**30-34**) [27,28] as shown in Scheme 3.  $\text{NaBH}_4$  here reduced the  $\text{C}=\text{C}$  double bond, it is a reagent which is normally used for carbonyl

group reductions. Recently, we have demonstrated the versatility of our methods by reducing 2-thienylchalcones (**37**) to alcohols (**38**), which were cyclized to flavans [2-(thiophen-2-yl)chroman] bearing an electron rich thiophene ring (**39, 40**) [29] as depicted in Scheme 4.

The reduction of *o*-hydroxychalcones with  $\text{LiAlH}_4/\text{AlCl}_3$  affords *trans*-cinnamylphenol chromophore [30]. The cinnamylphenols were photocyclized to flavans *via* irradiations of the substrate in benzene inside a pyrex tube using a 125W Hg lamp (Scheme 5) [31]. Alternatively, flavan **43** was synthesized in higher yields by the Clemmenson reduction of flavanone [30,31], Scheme 6.

Zang and co-workers accomplished the synthesis of natural flavan racemates (**52-54**), *via* the Pd-C catalyzed hydrogenation / hydrogenolysis of flavones as described in Scheme 7. The esterification of the phenol with benzoic chloride followed by the Baker-Venkataraman rearrangement affords 1,3-diketones (**49**). To complete the synthesis the 1,3-diketone forms the natural flavone (**51**) after treatment with acetic acid, and the subsequent hydrogenation/hydrogenolysis catalyzed by Pd-C yields the racemic flavans (**52-54**) [32]. The two flavans, 2(*S*)-7,8,3',4',5'-pentamethoxyflavan (**52**) and 2(*S*)-5'-hydroxy-7,8,3',4'-terramethoxyflavan (**53**), had been isolated from the roots of *Muntingia calabura*. These natural flavonoids exhibited cytotoxic activity against human colon carcinoma Co12 and murine lymphocytic leukemia P-388 cell lines [33]. The synthetic analogues were assessed for anti-proliferative activity against human cancer cell lines, SGC-7901 gastric carcinoma, BEL-7402 hepatic carcinoma, HeLa cervical carcinoma, and HL-60 acute promyelocytic leukemia, by MTT assay. The flavan (**52**) exhibited 1.6-5.7 more potency than cisplatin, while (**53**) showed moderate activities [32].



Scheme 1: Li et al. synthesis of flavans

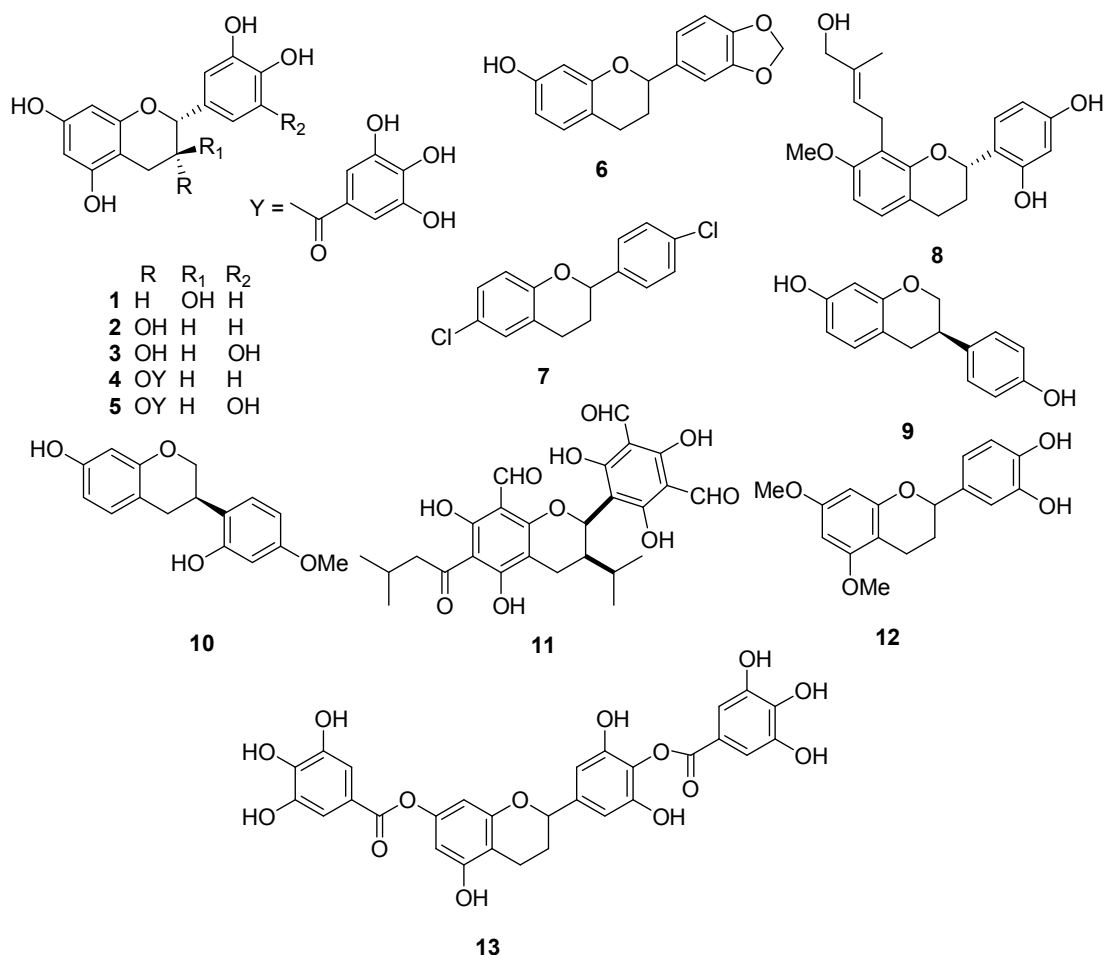
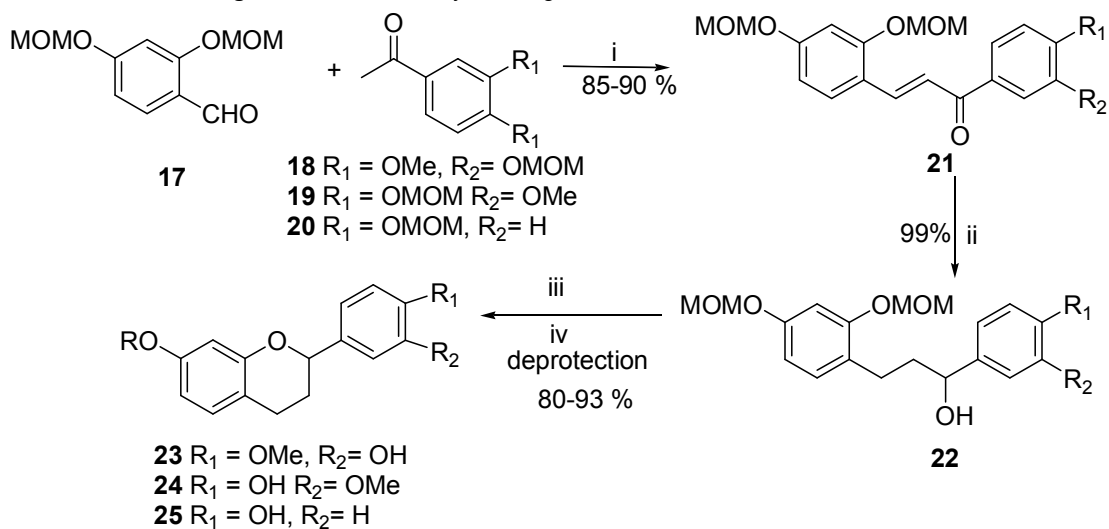
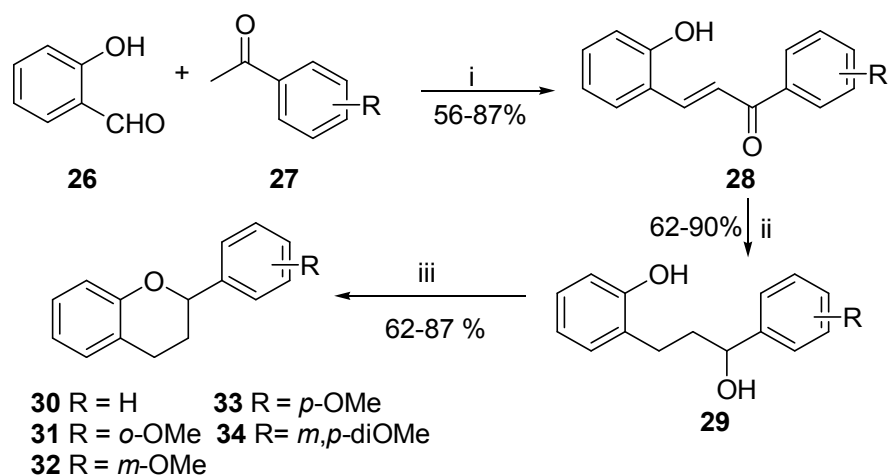


Figure 1: Some naturally occurring bioactive flavans



Reagents and conditions: i) KOH, MeOH, rt; ii) H<sub>2</sub>/Pd-C (5%), EtOH, rt; iii) BF<sub>3</sub>.Et<sub>2</sub>O, 1,4-dioxane, rt; iv) HCl, MeOH.

Scheme 2: Xue et al. synthesis of flavans.



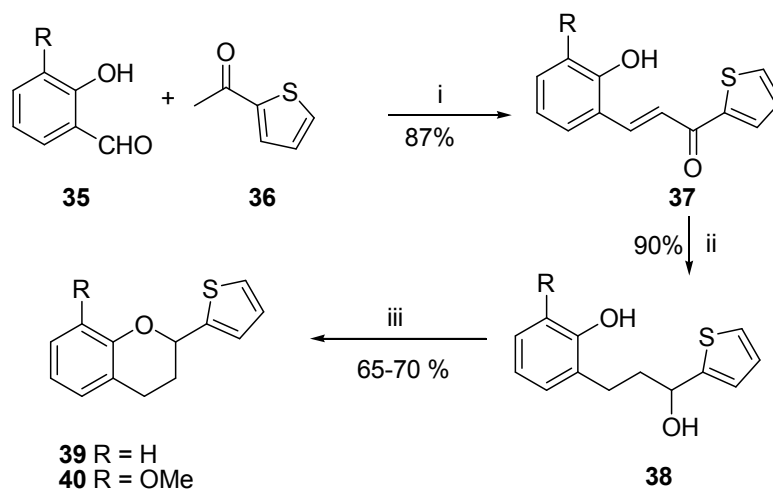
**Reagents and conditions:** i) NaOH, EtOH, 2h, 60 °C; ii) NaBH<sub>4</sub>, MeOH, rt, 0.5h; iii) AcOH, reflux.

**Scheme 3:** Mazimba et al. synthesis of flavans.

Suchand and co-workers [34] reported a three step protocol for the synthesis of flavans. Firstly, the intermolecular [Pd] catalyzed C-C bond formation between 2-bromiodobenzene (**55**) and allylic alcohols (**56**) affords dihydrochalcones (**57**). The dihydrochalcones (**57**) were reduced to secondary alcohols (**58**) using NaBH<sub>4</sub>. The third step was the intramolecular [Pd]-catalyzed C-O bond formation which cyclizes the 2° alcohols (**58**) into the chroman ring (**59-67**). But, the [Pd] catalysis was inferior in yields (0-62%) [35,36] and formed back the ketone moiety of dihydrochalcones (**57**) as the minor product (9-65%). Whereas, the [Cu]-catalyzed C-O bond

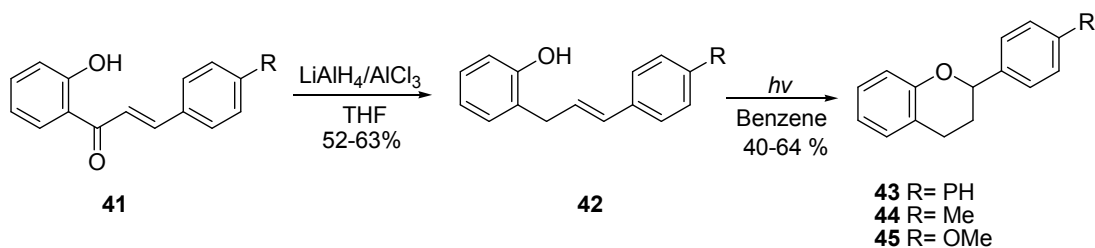
formations were found to exclusively form flavans (**59-67**) in good yield (68-85%) as shown in Scheme 8 [34].

The Suchand and co-workers protocol was extended to the synthesis of flavans substituted at C-2 (**69-76**) as described in Scheme 9. The strategy involved the reaction of dihydrochalcones (**57**) and Grignard reagent [34]. Ramulu and co-workers showed the versatility of the [Pd] and [Cu]-catalysed construction of C-C and C-O bonds in the synthesis of flavans by preparing flavans (**77-85**) [37] shown in Fig. 2.

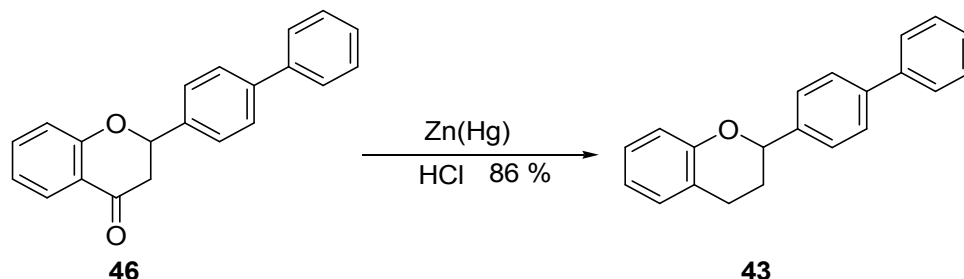


**Reagents and conditions:** i) NaOH, Grind; ii) NaBH<sub>4</sub>, MeOH, rt, 0.5h; iii) AcOH, reflux.

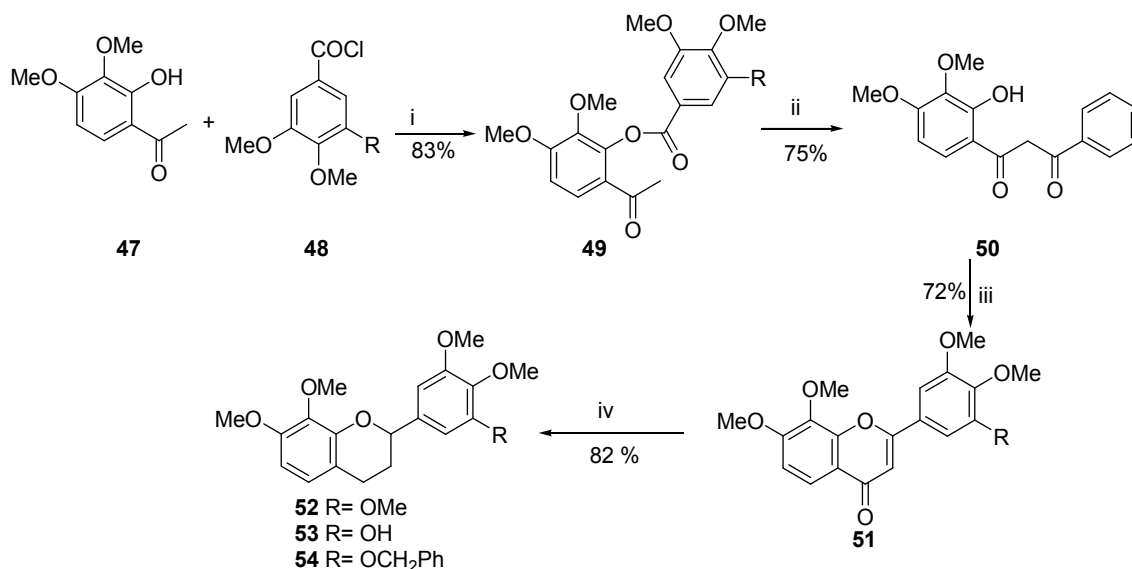
**Scheme 4:** Mazimba's synthesis of 2-(thiophen-2-yl)chroman



Scheme 5: Photocyclization of cinnamylphenols to flavans



Scheme 6 Clemmensen reduction of flavanone to flavans



**Reagents and conditions:** i) dry pyridine, 110°C, 1h; ii) pyridine, NaOH, rt, 4h; iii) CH<sub>3</sub>COOH, 6h; iv) H<sub>2</sub>, Pd-C, CH<sub>3</sub>COOC<sub>2</sub>H<sub>5</sub>, rt, 12h; v) H<sub>2</sub>, Pd-C, CH<sub>3</sub>OH, rt, 24 h.

Scheme 7: Zhang et al. synthesis of flavans.

A multi-component reactions between phloroglucinol (**86**), styrene (**87**) and formaldehyde (**89**) in the presence of a heterogeneous solid catalyst directly furnished flavans (**89**; Scheme 10) shown in Fig. 3. Besides silica-HClO<sub>4</sub>, other catalyst that efficiently assisted the reaction were silica-FeCl<sub>3</sub>, HClO<sub>4</sub> and Amberlyst-IR-50 [38].

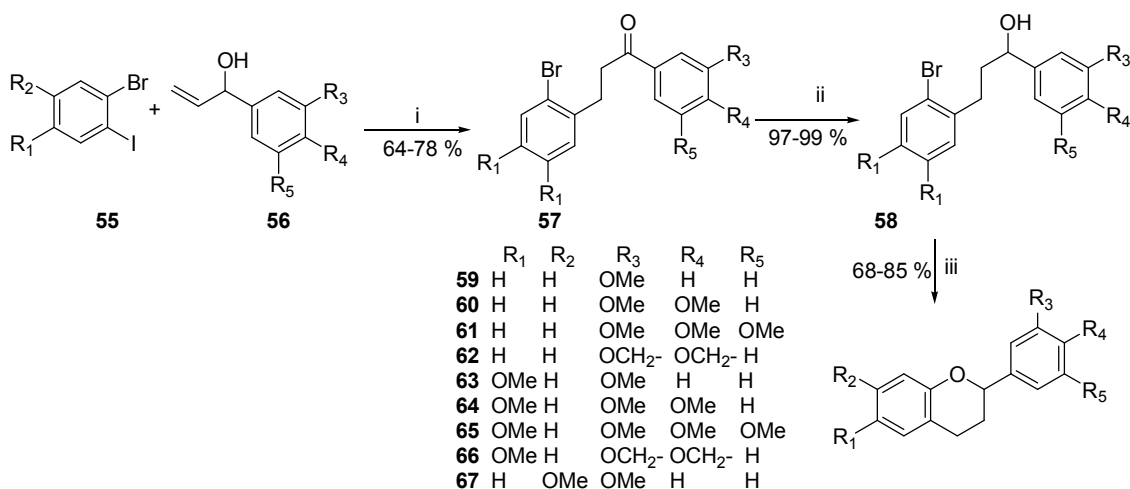
Flavens **102-104** were synthesized by the reduction of flavylum perchlorate (**101**) using

magnesium bromide, while reduction using sodium borohydride or sodium cyanoborohydride afforded flavens **105-109** [39]. Further reactions of flavens with sodium cyanoborohydride afforded the corresponding flavans **110-114** shown in Scheme 11. These reactions were successful only for flavens bearing electron donating groups in ring B at positions C-2' and C-4' [39]. The ring B electron donating groups permit the resonance stabilization of the positive charge placed at C-2 before being quenched by

a hydride ion. The reaction of flav-2-ens of type 115 with alcohols in the presence of Lewis acid yields 2-alkoxyflavans **118-120**, which were subsequently reduced to flavans (**121-123**) using  $\text{NaBH}_3\text{CN}$  in Scheme 12 [39].

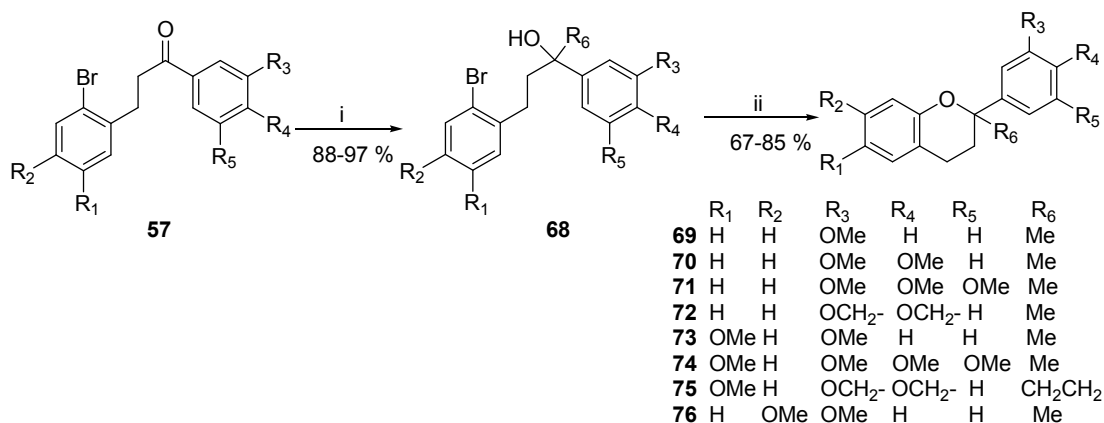
5,7-Dihydroxy-4'-methoxyflavan (**130**) was synthesized in a total of seven steps from 3,5-bis(benzyloxy)phenol (**124**) by Machado and coworkers [40]. O-allylation of phenol **124** using allyl bromide yields an allylic ether **125**, which under thermal conditions undergoes a Claisen rearrangement to furnish a phenol (**126**). Esterification of **126** using 1,2-dibromoethane in

$\text{K}_2\text{CO}_3/\text{acetone}$  with subsequent base elimination under phase transfer catalysis furnished diene (**127**). 4*H*-chromene ring (**128**) was obtained from diene **127** through ring closure assisted by the Grubbs-2 catalyst. Heck reaction of compound **128** with 2-MeOPh- $\text{N}_2\text{BF}_4$  followed by ring closing metathesis furnished flav-3-en (**129**). Palladium-catalyzed hydrogenation-hydrogenolysis afforded 5,7-dihydroxy-4'-methoxyflavan (**130**) (Scheme 13) [40]. Flavan **130** has been isolated from *Faramea guianensis* and shows significant *in vitro* leishmanicidal activity [41].



**Reagents and conditions:** i) 3 mol %  $\text{Pd}(\text{OAc})_2$ ,  $\text{Et}_3\text{N}$ , MeCN, 80 °C; ii)  $\text{NaBH}_4$ , MeOH, rt; iii) 20 mol % CuI, 2,2-bipyridyl (20 mol %),  $\text{KO}^t\text{Bu}$ , DMF, 120 °C

**Scheme 8:** [Pd] catalyzed C-C and [Cu]-catalysed C-O bond formations in the synthesis of flavans



**Reagents and conditions:** i)  $\text{R}_6\text{MgX}$ , THF, -10 °C-rt; ii) 20 mol % CuI, 2,2-bipyridyl (20 mol %),  $\text{KO}^t\text{Bu}$ , DMF, 120 °C

**Scheme 9:** Grignard reagents C-C and [Cu]-catalysed C-O bond formations in the synthesis of flavans

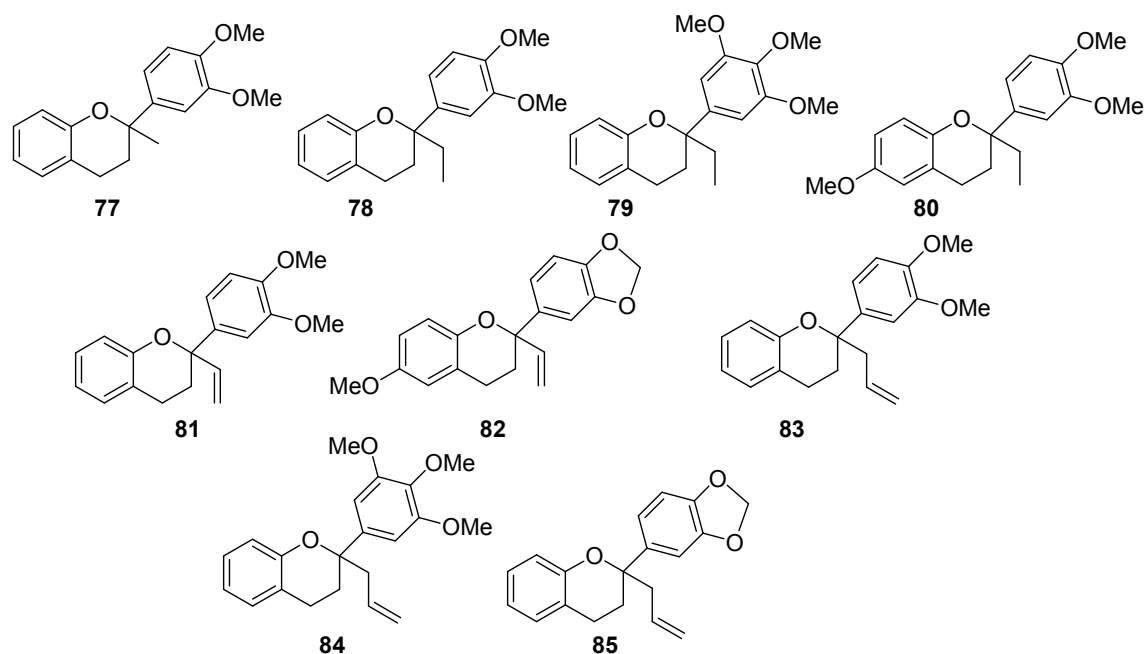
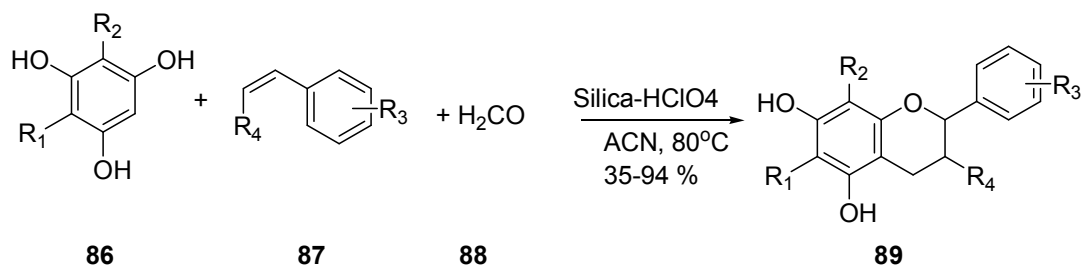


Figure 2: Flavans reported by Ramulu et al. (37)



Scheme 10: Bharate et al. MCR in the synthesis of flavans

Hodgetts and co-workers have reported a synthetic strategy towards flavans in which the intermolecular and intramolecular Mitsunobu reactions were the keys steps. The intermolecular Mitsunobu reaction between 2-bromophenol (**131**) and (*R*)-3-chloro-1-phenyl-1-propanol (**132**) under standard inversion conditions afforded (*S*)-phenyl ether (**133**). Cyclization was accomplished in the presence of *n*-butyllithium [42] to furnish enantiomerically pure flavans as shown in Scheme 22. Tephrowsatin E (**138**) is a natural flavan isolated from *Tephrosia watsoniana* [43].

The one pot cyclization and *in situ* functionalization of the Mitsunobu reaction ether product was probed. The first addition of *n*-butyllithium was selective towards the *ortho*-bromo metal exchange which leads to the formation of the flavan ring affording 6-bromo-2-

phenylchroman. Further addition of the organolithium reagent forms a chromanylithium by the second halogen-metal exchange. Quenching of the electrophile accomplishes the one pot synthesis of flavans (**140-144**) as described in Scheme 15 [42].

The synthesis of enantiomerically pure 4',6-dichloroflavan (BW683C) (**7**) was achieved starting from the asymmetric reduction of suitable prochiral ketone, 3,4-dichloropropiophenone (**145**) with (*R*)-oxazaborolidine and borane [42, 44] as described in Scheme 16.

## 2.2 C2, C3-substituted Flavan Derivatives

Deodhar and co-workers [45] described the synthesis of 4-arylflavans (**153**) from flavanone (**151**) which was derived *via* the condensation reaction of resacetophenone (**148**) and 4-

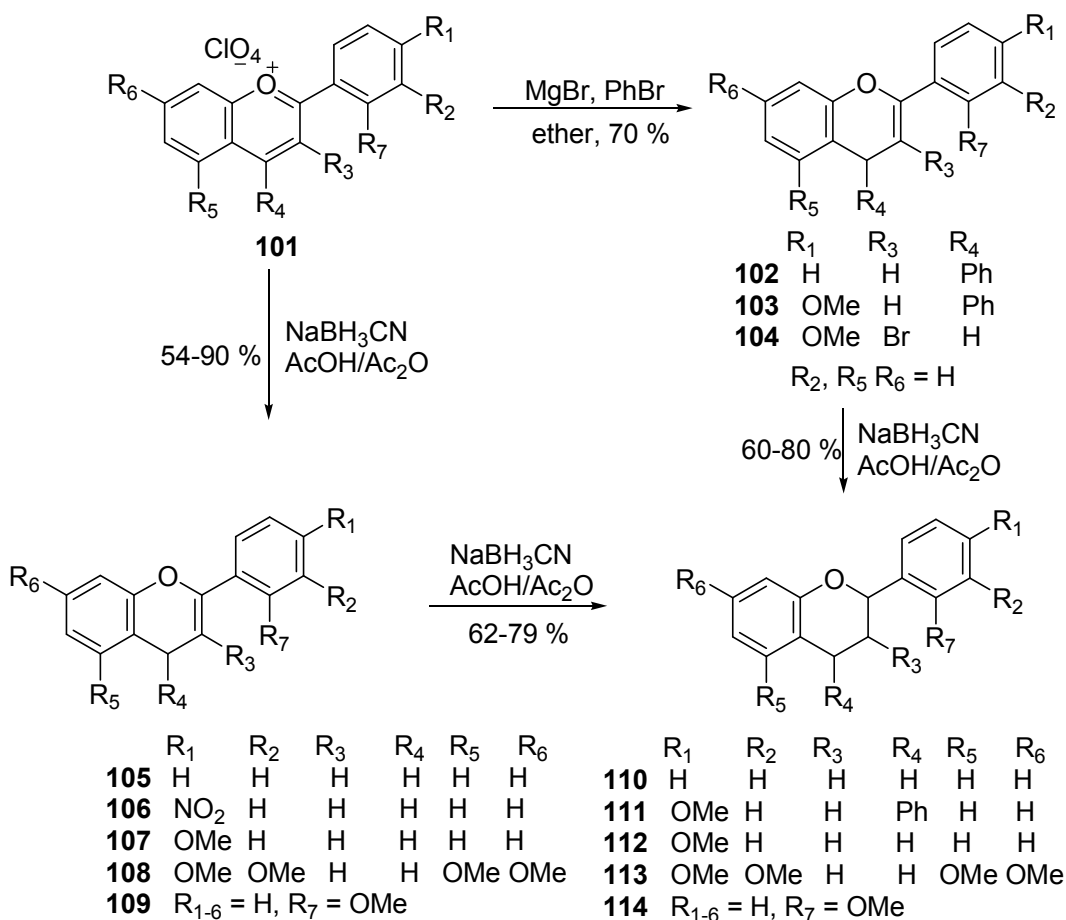


hydroxybenzaldehyde (**149**). The acetylated flavanone (**151**) furnished 7,4'-diacetoxyflavan-4-ol (**152**) after the palladium-catalyzed hydrogenation. The OH-group was substituted with an aryl group in the presence of  $\text{BF}_3 \cdot \text{OEt}_2$  yielding equal mixtures of *cis* and *trans*-flavans (**153**) after KOH hydrolysis of the acetyl group [45].

The condensation reaction of phenols and secondary alcohols in the presence of  $\text{BF}_3 \cdot \text{OEt}_2$  to form ethers [46] was applied to the synthesis of 4 $\alpha$ -aryloxyflavans. The synthesis of 4 $\alpha$ -aryloxyflavans (**155-161**) was accomplished by reactions of phenol with flavan-4 $\beta$ -ols (**154**) catalyzed by boron trifluoride in ether, Scheme 25 [47,48]. *p*-Cresol resulted in the highest yield (70%) for 4 $\alpha$ -aryloxyflavans. Catalysis using alcoholic hydrogen chloride or toluene-*p*-sulphonic acid yields 4-arylflavans (**162-164**) [47,49]. The thermal decomposition of flavan-4 $\beta$ -yl phenyl carbonates (**165**) of flavan-4 $\beta$ -ol yielded

4 $\alpha$ -aryloxyflavans (**155-161**) [50,47] without producing 4-arylflavans (Scheme 18). The disadvantage for these synthetic methods were concomitant formation of 4 $\alpha$ -aryloxyflavans and 4-arylflavans, which needed separation, and failure to work with 7-methoxy or 3-hydroxy substituted flavan-4-ols.

Thus, a synthetic method based on the opening of flav-3-ene epoxides (**166**) with phenols and phenolates ions was reported. The phenols ring opening reaction affords 2,3-*cis*-3,4-*cis*- (**167**) and 2,3-*trans*-3,4-*cis*- (**169**) 4-aryloxyflavan-3-ols while the phenolate ions yields 2,3-*cis*-3,4-*trans*- (**168**) and 2,3-*trans*-3,4-*trans*- (**171**) 4-aryloxyflavan-3-ols as shown in Scheme 19 [48]. The phenols *cis*-opening of the epoxide ring occurs by the ion-pair mechanism [51] to exclusively give 3,4-*cis*-stereochemistry, while the phenolate reaction is an  $\text{S}_{\text{N}}2$  mechanism that leads to 3,4-*trans* stereochemistry.



**Scheme 11:** Synthesis of flavans *via* reduction of flavylum salts

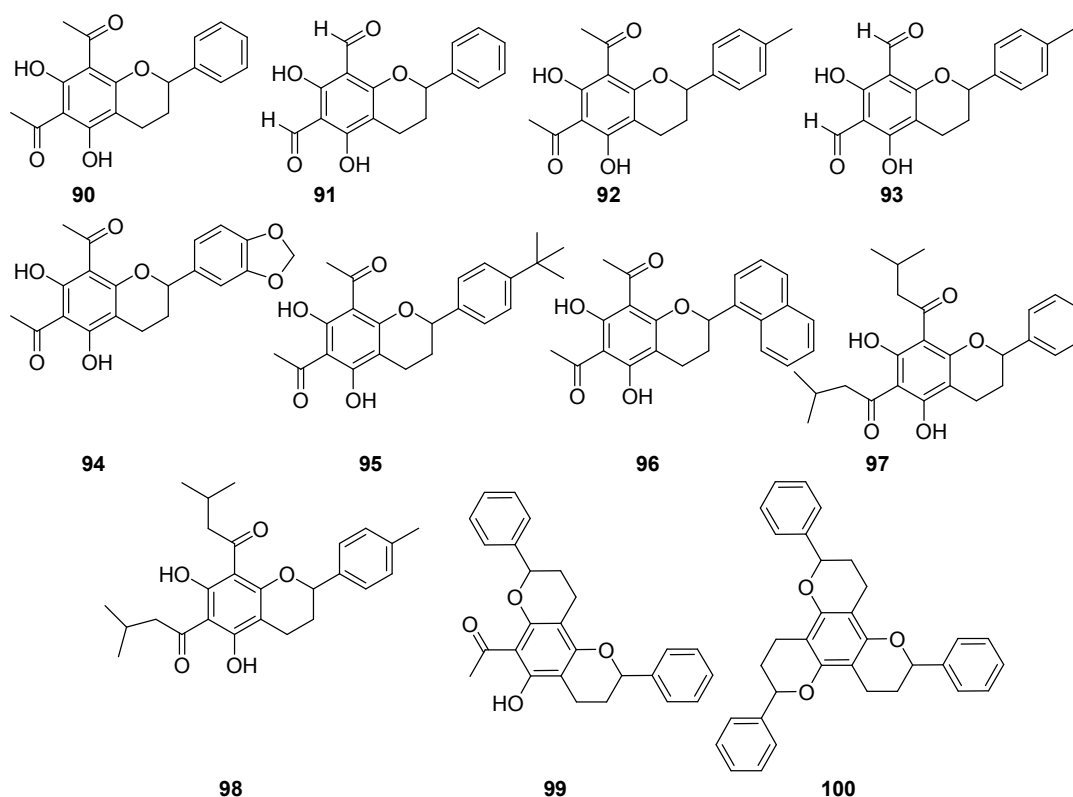
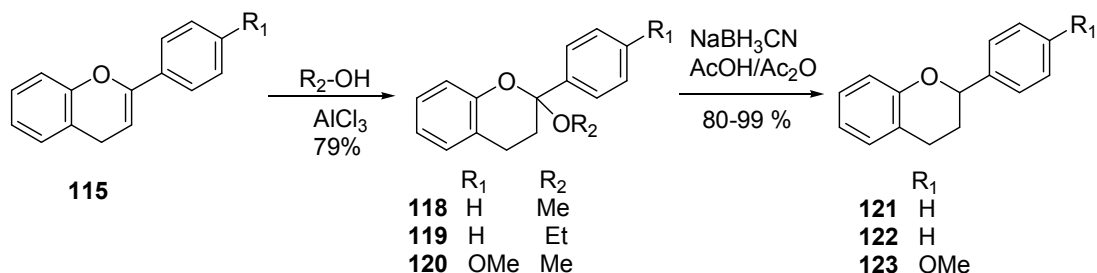


Figure 3: Flavans reported by Bharate and co-workers

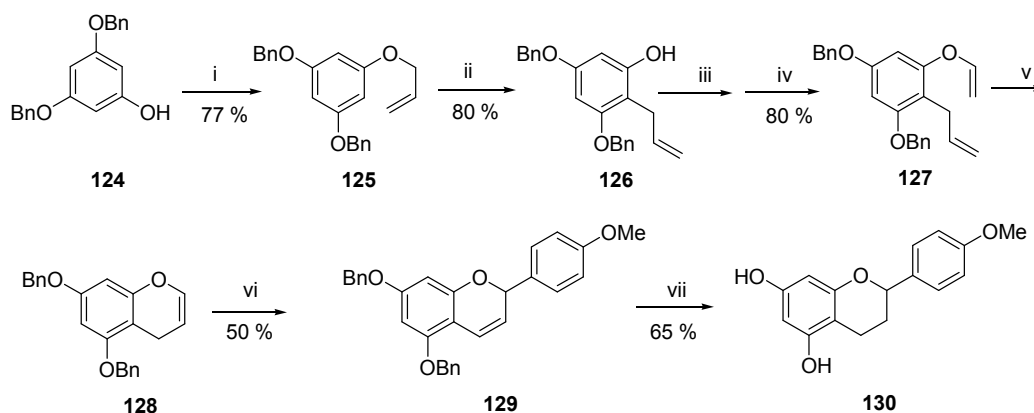


Scheme 12: Flavan synthesis from flavens

When Zhang and co-workers attempted to reduce the orthogonally protected chalcones (178) to the olefin, cinnamylphenol derivative (182) the formation of flavene (180) was observed [52]. Apparently the flavene was formed due to the pre-mature quenching of the reaction with acid, since the reduction of the carbonyl group with NaBH<sub>4</sub>/CeCl<sub>3</sub> rapidly formed the alcohol intermediate (179), while the conversion to the olefin was a much slower step. The intermediate *E*-configuration of the double bond favors the acid catalyzed intramolecular cyclization to form the flavene (180), while the olefin (182) was formed after prolonged stirring. The olefin (182) was transformed into flavan-3-ol (187) and flavan-3-one (188) as described in

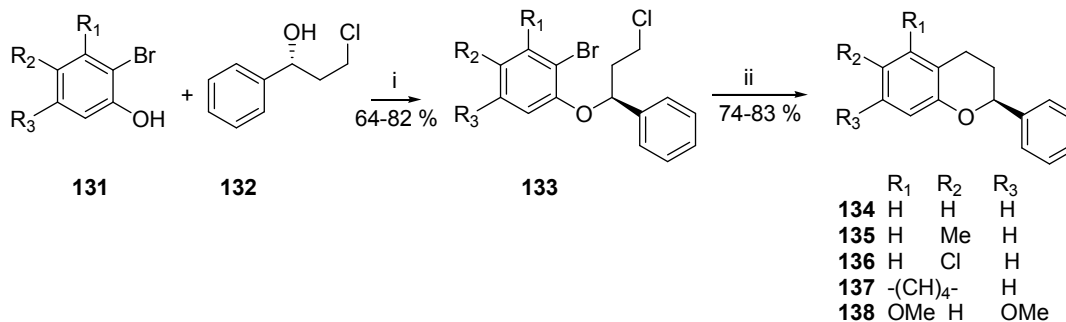
Scheme 20 [52]. Ten examples of compound type (187) and (188) were reported, while flavan-3-ol (187) is also a derivative of (-)-epicatechin (2). The racemic diol (181) was accomplished by the dihydroxylation of flavene (180) using a non-asymmetric dihydroxylation protocol [52, 53].

The tetramethyl ether of melacacidin was synthesized by the hydrogenation of 7,8,3',4'-tetramethylflavonol (189) over Raney nickel to furnish *tetra-O*-methylmelacacidin (190) shown in Scheme 21 [54]. (2*R*,3*R*,4*R*)-Melacacidin is a natural flavan-3,4-diol obtained from *Acacia* species and has shown to have moderate allergenic properties [55].



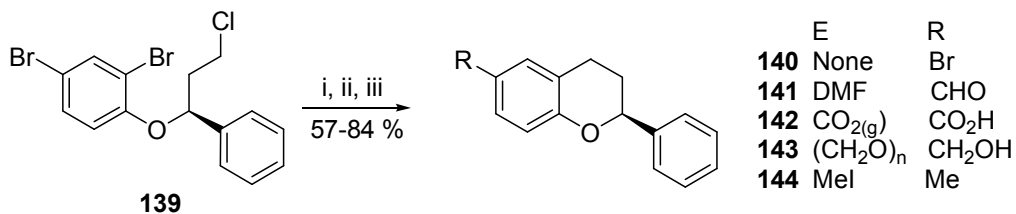
**Reagents and conditions:** i) Allyl bromide,  $K_2CO_3$ , acetone, 60 °C, 15 h; ii) 230 °C, 1 h; iii)  $BrCH_2CH_2Br$ ,  $K_2CO_3$ , acetone, 60 °C, 38 h; iv) 50 % aq. NaOH,  $n-Bu_4NHSO_4$ , benzene, 1 h; v) Grubbs-2 Ru-catalyst, toluene, 60 °C, 10 min; vi) 2-MeOPh- $N_2BF_4$ ,  $Pd(OAc)_2$ , 2,6-*di-t*-butyl-4-methylpyridine, EtOH, 55 °C, 20 min (over two steps); vii)  $H_2$ ,  $Pd(OH)_2$ , THF/MeOH, 25 °C, 5 h.

**Scheme 13:** Machado *et al.* synthesis of *F. guianensis* flavan



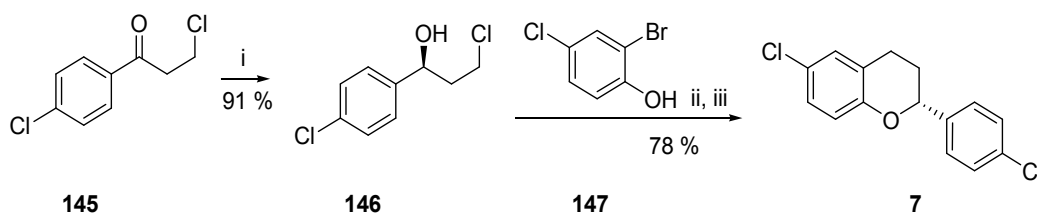
**Reagents and conditions:** i)  $PPh_3$ , DEAD, THF, rt; ii)  $n-BuLi$ , THF, -50 °C to rt.

**Scheme 14:** Mitsunobu reaction in the synthesis of flavans



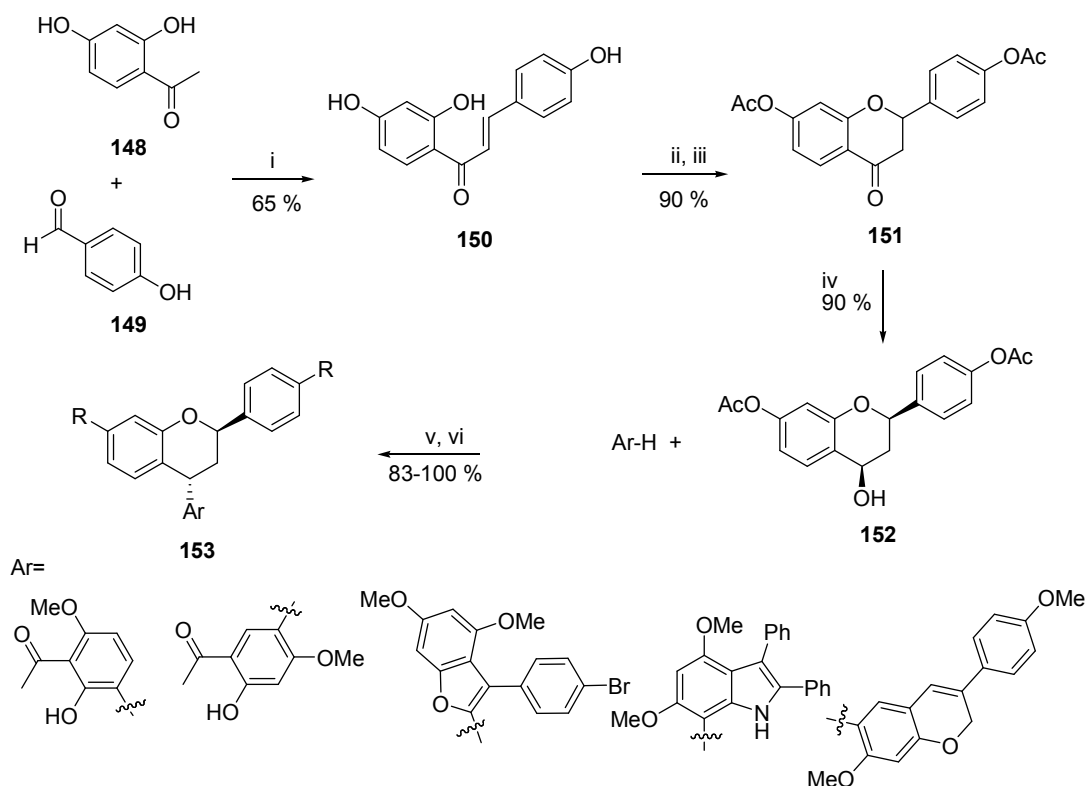
**Reagents and conditions:** i)  $n-BuLi$ , THF, -50 °C to rt; ii)  $n-BuLi$ ; iii) E (electrophile), -50 °C to rt.

**Scheme 15:** Mitsunobu reaction one pot cyclization and functionalization into flavans



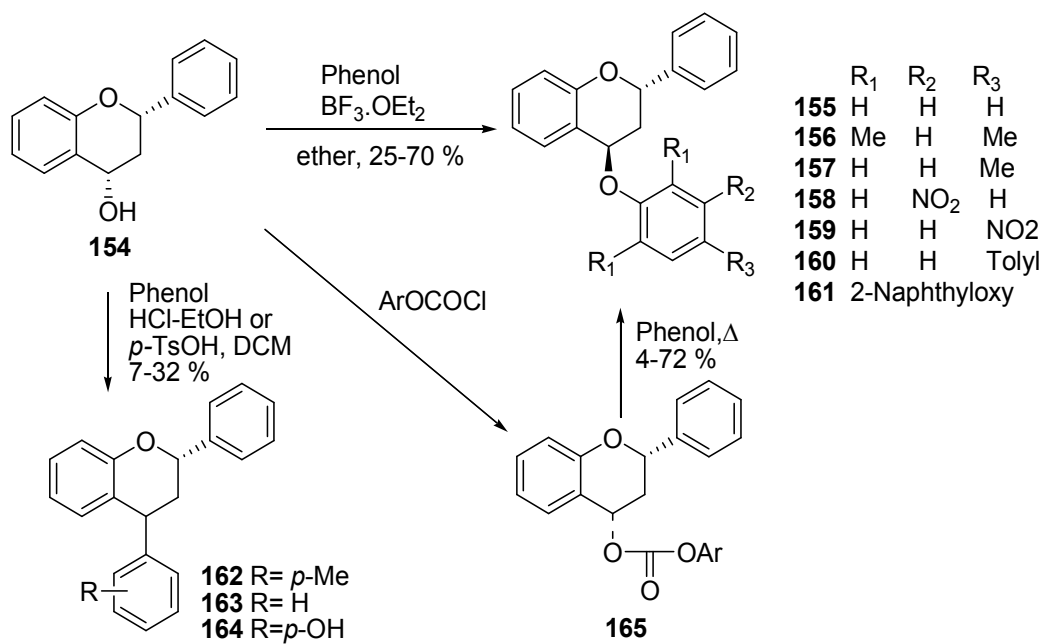
**Reagents and conditions:** i)  $BH_3$ , (*R*)-oxazaborolidine, THF, 0 °C; ii)  $PPh_3$ , DEAD, THF, rt; iii)  $n-BuLi$ , THF, -50 °C to rt.

**Scheme 16:** Synthesis of 4',6-dichloroflavan

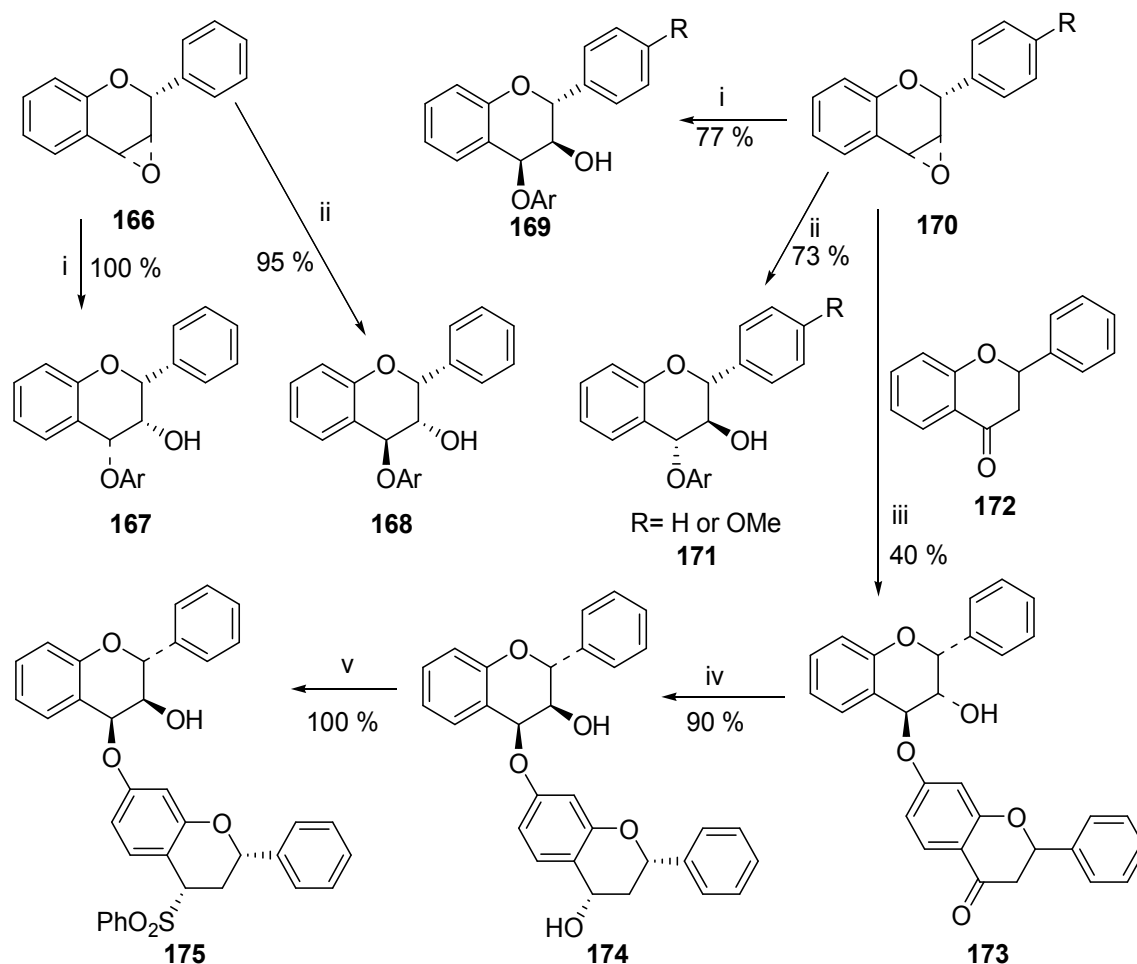


**Reagents and conditions:** i) KOH, 100 °C; ii) HCl, MeOH, reflux; iii) Ac<sub>2</sub>O, pyridine; iv) H<sub>2</sub>, Pd/C, EtOH v) BF<sub>3</sub>.OEt<sub>2</sub>, DCM, rt; vi) KOH, MeOH.

**Scheme 17:** Deodhar and co-workers synthesis of 4-arylflavans



**Scheme 18:** Synthesis of 4-arylflavans and 4-aryloxyflavans



**Reagents and Conditions:** i) ArOH; ii) ArO<sup>-</sup> Na<sup>+</sup>; iii) CHCl<sub>3</sub>; iv) NaBH<sub>4</sub>, MeOH-CHCl<sub>3</sub>; v) PhSO<sub>2</sub>H, HOAc, EtOH

**Scheme 19:** Synthesis of 4-aryoxyflavans from 2,3-*cis* and 2,3-*trans*-flav-3-ene

The Clark-Lewis group reported the synthesis of four sets of racemates (**193**, **197**, **199-200**) of flavan-3,4-diols in Scheme 22. The *cis-cis* racemate (**193**) was obtained from flavanol **192** by Raney-Ni hydrogenation [56,57]. The reduction of 2,3-*trans*flavandiols (**198**) with LiAlH<sub>4</sub> furnished 2,3-*trans*, 3,4-*cis*-racemate (**199**) and 2,3-*trans*, 3,4-*trans*-racemate (**200**). The least accessible leucoanthocyanidins racemic form was synthesized by the reduction of the 3-bromoflavanone (**195**) into 3-bromoflavan-4-ol (**196**) with NaBH<sub>4</sub>. The treatment of 3-bromoflavan-4-ol (**196**) with potassium acetate in acetic anhydride afforded the 2,3-*cis*-3,4-*trans* racemate (**197**) as described in Scheme 22 [58]. The acetic anhydride was used for the acetylation of the racemate obtained with KOAc-EtOH which was an oil, while its diacetate was a solid. The <sup>1</sup>H

NMR was used to assign the configurations and the heterocyclic ring was found to adopt a half-chair conformation. The coupling constants were distinctive for 2H, 3H and 4H in flavan-3-diols as *cis* [ $J_{2ax-3eq}=0.9-1$  Hz and  $J_{3eq-4ax}=3.3-3.9$  Hz] and *trans* [ $J_{2ax-3ax}=7.1-10$  Hz,  $J_{3ax-4ax}=5.8-7.5$  Hz and  $J_{3eq-4eq}=0-1$  Hz] [56,58].

Machado and coworkers synthesized 4'-methoxyflav-3-en (**205**) from phenol (**201**) in a total of five steps [40,59]. Phenol (**201**) (R = H) was reacted with allyl bromide in the presence of K<sub>2</sub>CO<sub>3</sub> and acetone followed by thermal Claisen rearrangement to compound **202**. O-allylation of compound (**202**) with tetravinyltin in acetonitrile, catalyzed by copper (II) acetate furnished allyl ether (**203**). Ring closure metathesis using Grubbs-2 catalyst afforded chromene (**204**) and the Heck-Matsuda arylation with Ar-N<sub>2</sub>BF<sub>4</sub> using

palladium (II) acetate catalyst furnished 4'-methoxyflav-3-en (**205**) as depicted in Scheme 23. Pd<sub>2</sub>(dba)<sub>3</sub>dba equally worked as a catalyst but at slightly elevated temperature of 65°C to furnish 4'-methoxyflav-3-en (**205**) in 54% [59,60].

Mewett and coworkers [61] synthesized flavan-3-ols, (**211**, **212**), starting from the reaction of acetophenone (**206**) and benzaldehyde (**207**) (Scheme 24). The first key step was the reduction of the chalcone with NaBH<sub>4</sub> to afford (*E*)-1,3-diarylpropene (**209**). The reported NaBH<sub>4</sub>-H<sub>2</sub>O/H<sup>+</sup> reduction system was selective towards C=O reduction only, similar to LiAlH<sub>4</sub>/AlCl<sub>3</sub>-THF [30], but was in utter-contrast to reductions using H<sub>2</sub>/Pd-C [25] and NaBH<sub>4</sub>-MeOH systems [26,29,34] which reduced both the C=C and C=O bonds. After the MOM protection of free OH, asymmetric dihydroxylation of the (*E*)-1,3-diarylpropene (**209**) double bond using AD-mix-β afforded (1*R*,2*R*)-*syn*-diol (**210**) (AD-mix-α equally works to give (1*S*,2*S*)- *syn*-diol. The deprotection and cyclisation [62] furnished a mixture of *cis*- and *trans*-flavan-3-ols, (**211-212**), in a ratio of 1:3 respectively [61]. In chalcone reductive protocols the hydroxyl group is derived from the C=O reduction [29], and cyclization afford flavans while in this protocol the cyclization step yields C-3 hydroxy substituted flavans (flavan-3-ol), due to the presence of 1,2-diols moiety.

The dimethyldioxirane (DMD), oxidation of flavan-4α-ol and flavans (**213**) derivatives affords the corresponding C-2 hydroxy derivatives (**213**, **215**) in good yields [63,64], Scheme 25. Treatment of compound (**214**) with silica gel eliminates the acetic acid to give flavene (**216**). The flavene with the 4-*equatorial* acetoxy is more stable. On the other hand the dehydration of flavan (**215**) requires POCl<sub>3</sub> at 50°C. The differences have been ascribed to the fact that the presence of the *axial* acetoxy group in hydroxylated intermediate (**218**) weakens the hydrogen bonding between the C-2 hydroxy group and the benzyl ethereal oxygen, which favors dehydration [63,65]. The flavylum ion, anthocyanin (**217**) was obtained after the treatment of flavene (**216**) with HCl, whereas mild oxidants were required for transformations of flavene (**219** and **220**) [63].

The reaction of nucleophiles (alcohols or amines) with flavan-4-ols or flavan-4-halides affords the corresponding 4-substituted flavans. A series of 4α-halogenoflavans (**223-227**) were obtained via SN<sup>2</sup> substitution reaction of flavan-4β-ol (**222**)

with phosphorous halide, Scheme 26. The 4α-halogenoflavans were reported to have a 2,4-*trans* configuration based on <sup>1</sup>H-NMR interpretations, J<sub>2,3</sub> =13-14 Hz and J<sub>3,4</sub> = 6-6.5 Hz. An attempt to recrystallize the 4α-chloroflavan (**223**) from methanol led to the substitution of the halide by the MeO<sup>-</sup> ion (**229**). The action of arylphenols on 4α-halogenoflavan gave the desired product albeit at lower yields (20-30%) and inversion of configuration. Improved yields 40-50% for the 4β-arylflavans (**230-235**) were accomplished using stoichiometric amount of a phase transfer catalyst, PTC (benzyltri-*n*-butylammonium bromide) as shown in Scheme 27. Flavan-4β-yl sulphides (**238**, **239**) were synthesized by the action of thiophenolate nucleophile on 4α-chloroflavan (**223**) (Scheme 28), while 4-aminoflavans (**240-244**) were synthesized using amino group nucleophiles [66-69] as described in Scheme 29.

Flavylium salts were reduced to flavenes in various ways. Lithium aluminium hydride is generally used for the preparation of flav-2-ens unsubstituted at C2' and C3 (**246**), and flav-3-ens substituted at C3 and C2' (**247-248**; Scheme 30) [70]. Mixture of flav-2-ens (**249**) and flav-3-ens (**250**) were obtained for flavylium ions bearing electron donating groups at C-2', which render LiAlH<sub>4</sub> a less useful reducing agent [71].

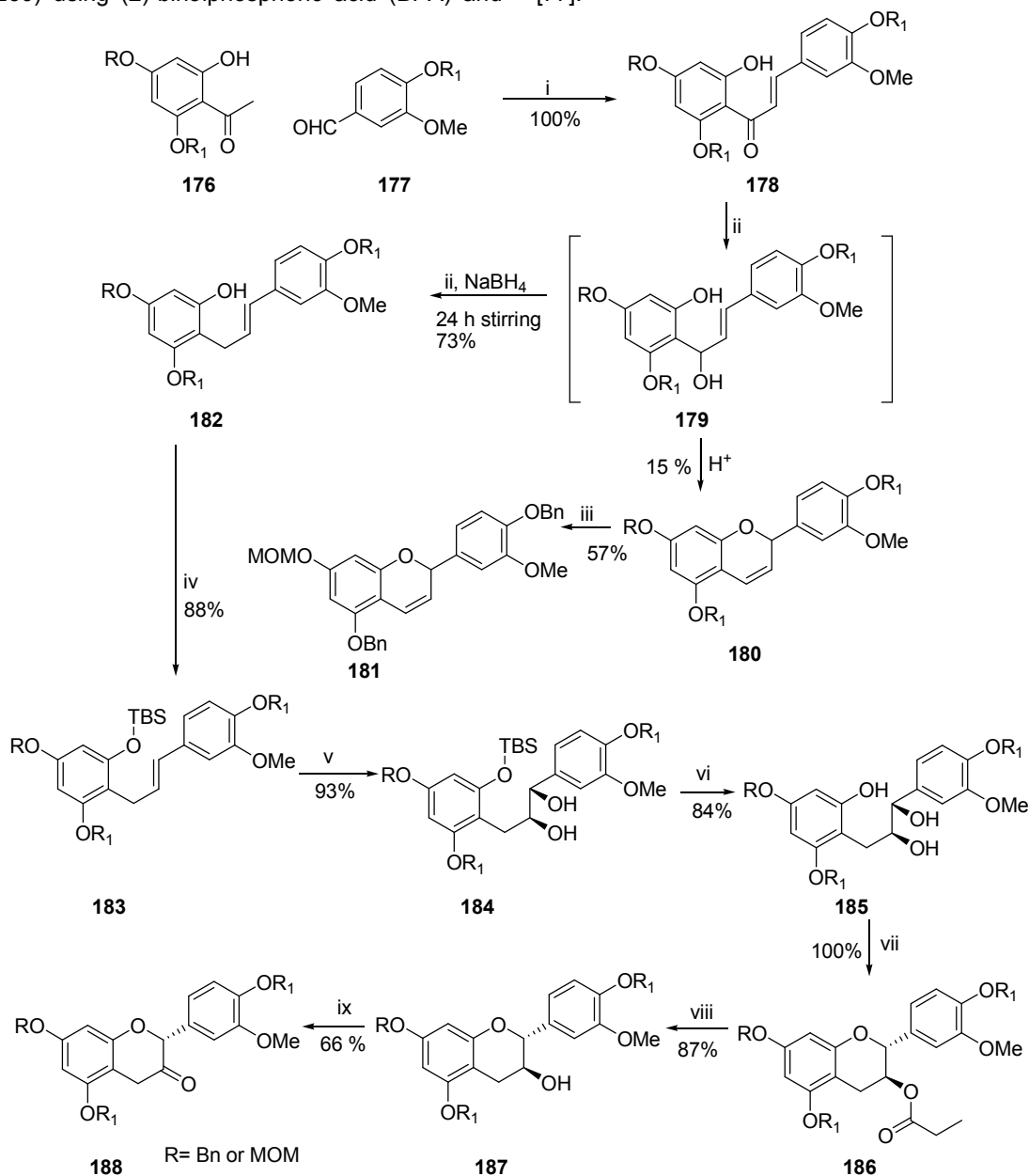
The catalytic reduction of 3,5,7,2',4'-pentamethoxyflavylium chloride (**251**) with Pd-BaSO<sub>4</sub> furnished 3,5,7,2',4'-pentamethoxyflavan (**252**; Scheme 31) [72], which is a derivative of cyanomaclurin (3,5,7,4'-tetrahydroxyflavan) [73]. Cyanomaclurin (**253**) is a constituent of *Atorcapus* species and exhibit antibacterial and tyrosinase inhibitor activity [74,75].

An efficient bromination of flav-2-ens (**254**) with *N*-bromosuccinimide in methanol occurred more rapidly than substitution into the aromatic moiety to give 2,3-*cis*-2-methoxy-3-bromoflavans (**255**). The reduction of flavans (**255**) with *tri-n*-butyltin hydride removed the bromine atom to afford 2-methoxyflavans (**257-259**), while the removal of the methoxy group was achieved by using LiAlCl<sub>4</sub> to yield 3-bromoflavane (**256**). The 3-bromoflavanes (**256**) gave the corresponding 2-methoxyflavanes (**257-259**) after treatment with silver nitrate in methanol as shown in Scheme 32 [39,76].

Gharpute and co-workers [77] reported a mild protocol for the synthesis of flavans (**263-266**)

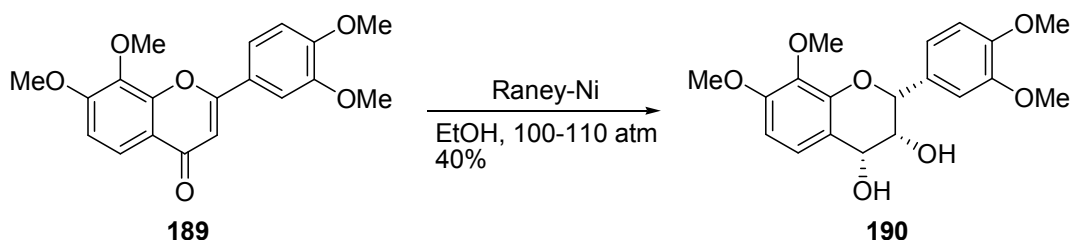
using in situ generated quinone methide (*o*-QMs) (**262**), which undergoes a [4+2] cycloaddition reaction with styrene (**261**) and non-aryl vinylogous systems such as acrylates as shown in Scheme 33 and Figure 4. The *o*-QMs were generated from *o*-hydroxy bisbenzylic alcohols (**260**) using ( $\pm$ )-binolphosphoric acid (BPA) and

the reaction required a 1:1 equivalent of styrene (**261**) for an efficient hetero Diels-Alder reaction [77-79]. The BPA catalyzed reaction had a diastereoselectivity (3:1) favouring the *cis* isomer, while Bi(OTf)<sub>3</sub> catalyst produced a racemic mixture (1:1) though at the same yields [77].

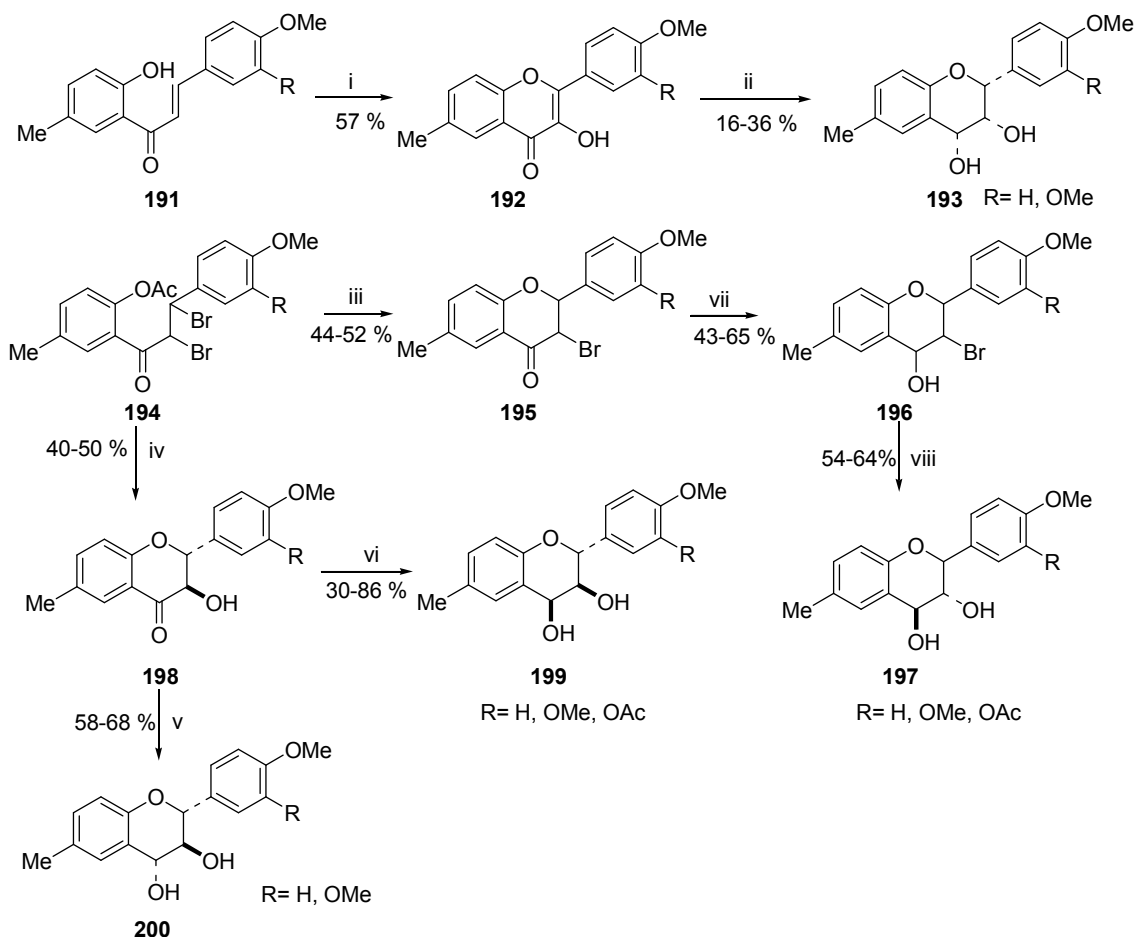


**Reagents and conditions:** i) NaH, Heptane/DMF; ii) NaBH<sub>4</sub>, CeCl<sub>3</sub>·7H<sub>2</sub>O, THF/EtOH, 0 °C; iii) K<sub>3</sub>Fe(CN)<sub>6</sub>, K<sub>2</sub>CO<sub>3</sub>, OsCl<sub>3</sub>·H<sub>2</sub>O, quinuclidine, methane sulfonamide, *t*-butanol/H<sub>2</sub>O/THF, rt, 18 h then NaBH<sub>3</sub>CN-HOAc, 50 °C, 2h; iv) TBDMSCl, imidazole, DMF; v) AD-mix-a, MeSO<sub>2</sub>NH<sub>2</sub>/K<sub>2</sub>CO<sub>3</sub>, *t*-BuOH/water/THF, 0 °C; vi) TBAF, AcOH, THF, 0 °C; vii) EtC(OEt)<sub>3</sub>, PPTS, DCM, 65 °C; viii) K<sub>2</sub>CO<sub>3</sub>, MeOH; ix) Dess–Martin periodinane, DCM, rt.

**Scheme 20:** Zhang et al. chalcone reduction and synthesis of flavanes, flavan-3-ol and flavan-3-one



Scheme 21: Synthesis of melacacidin tetramethyl ether



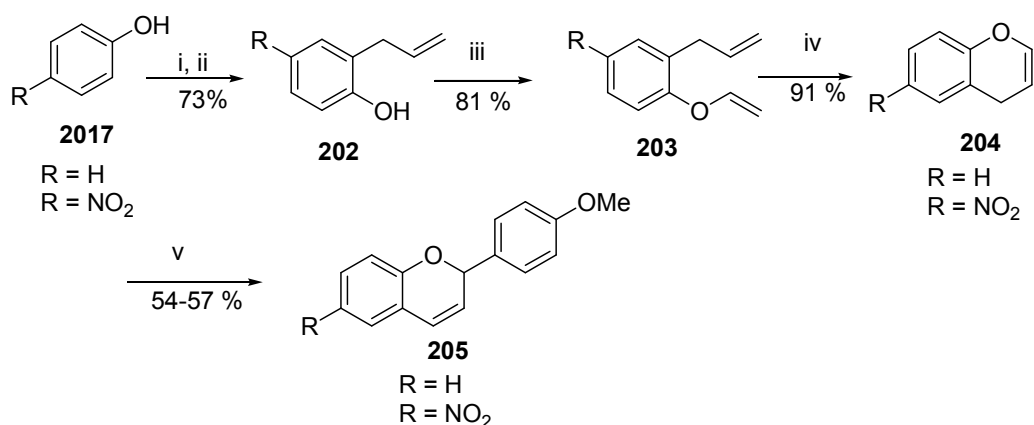
**Reagents and Conditions:** i)  $\text{H}_2\text{O}_2\text{-OH}^-$ ; ii) Raney-Ni, EtOH, 100 atm,  $90^\circ\text{C}$ , 14h; iii) HCl, EtOH- $\text{H}_2\text{O}$ , 4h; iv)  $\text{Br}_2$ ,  $\text{CCl}_4$ ,  $\text{COMe}_2$ , 15 min; v)  $\text{LiAlH}_4$ , THF,  $0^\circ\text{C}$ , 1h; vi)  $\text{LiAlH}_4$ ,  $\text{AlCl}_3$ , THF,  $0^\circ\text{C}$ , 1h; vii)  $\text{NaBH}_4$ , MeOH, 2 days,  $0^\circ\text{C}$  or  $\text{LiAlH}_4$ , THF, 1h,  $0^\circ\text{C}$ ; viii) KOAc, AcOH,  $\text{Ac}_2\text{O}$ .

Scheme 22: Synthesis of flavan-3,4-diol racemates

Gharpure and co-workers applied the hetero Diels-Alder reaction of *o*-quinone with styrene to the synthesis of Myristinins A and B/C [77]. Myristinins A (**279**) and B/C are natural neoflavans isolated from *Myristica cinnamomea*, *Knema elegans* and *Horsfieldia amygdaline* [80,81] showing anti-inflammatory, antifungal and

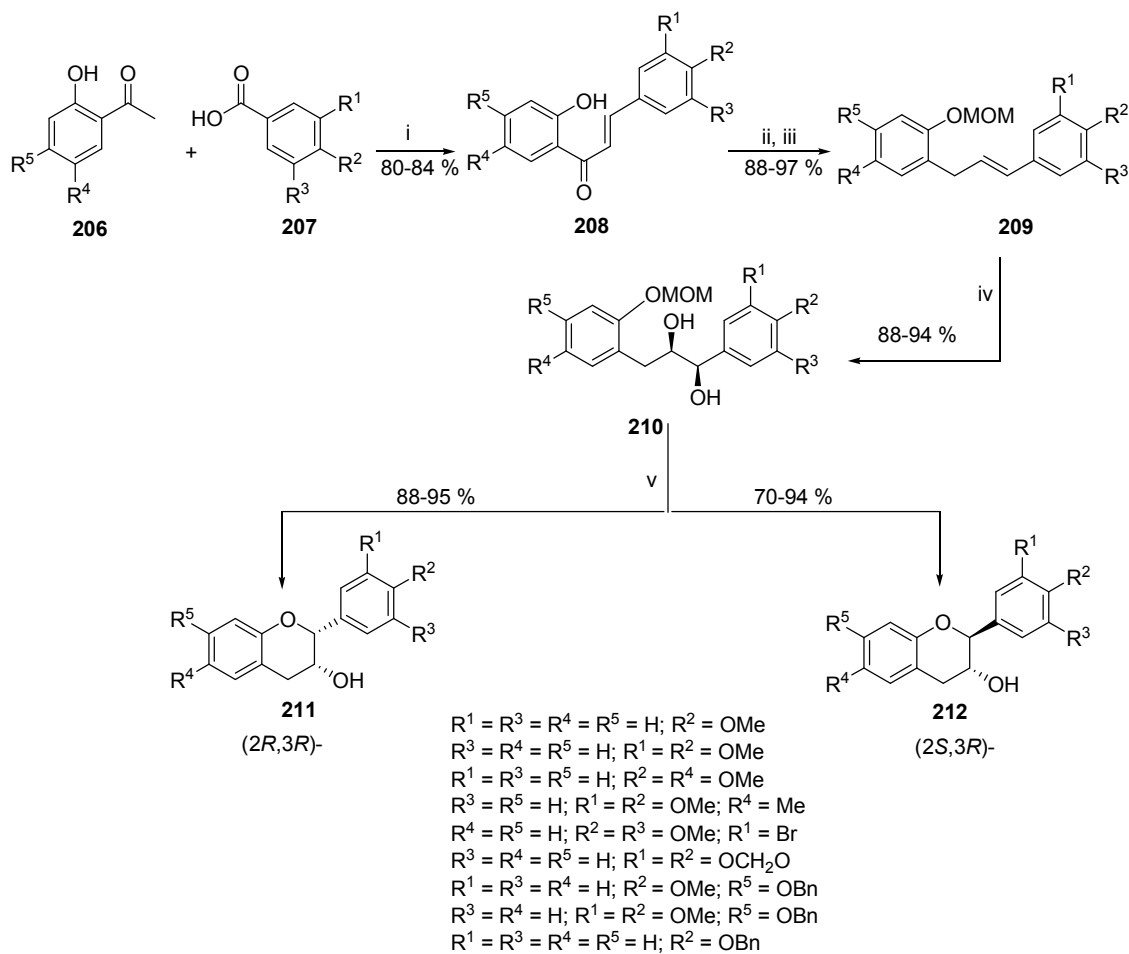
are both potent DNA-damaging agent and DNA polymerase  $\beta$  inhibitors [80-83]. The total synthesis of Myristinins A and B/C reported by Gharpure and co-workers in Scheme 34 [77] is shorter than the lengthy strategy reported by Hecht and co-workers [80,81].





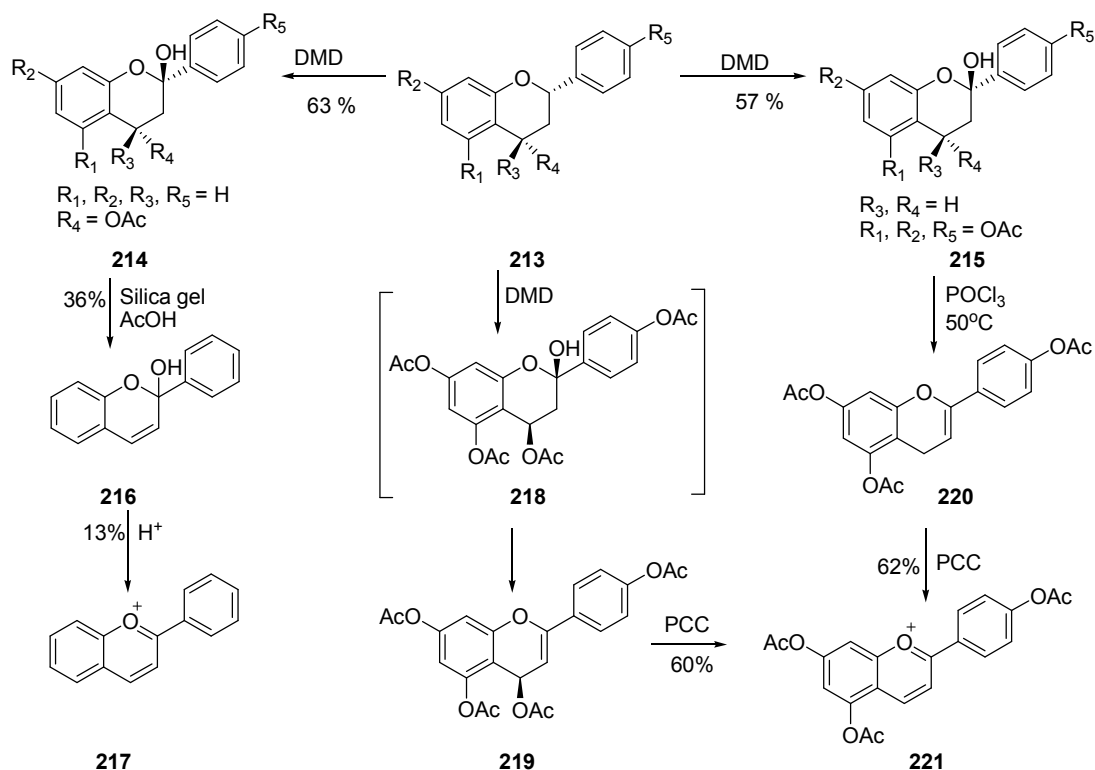
**Reagents and conditions:** i) K<sub>2</sub>CO<sub>3</sub>, allyl bromide, acetone, 60 °C; ii) Δ (180-240 °C), neat; iii) Cu(OAc)<sub>2</sub>, Sn(CH=CH<sub>2</sub>)<sub>4</sub>, O<sub>2</sub>, MeCN, 25 °C, 24 h; iv) Grubb's second generation Ru-catalyst, toluene, 60 °C, 1 h; v) Ar-N<sub>2</sub>BF<sub>4</sub>, Pd(OAc)<sub>2</sub>, 2,6-di-*t*-butyl-4-methylpyridine, EtOH, 55 °C, 2.5 h.

**Scheme 23:** Machado et al. synthesis of 4'-methoxyflav-3-en

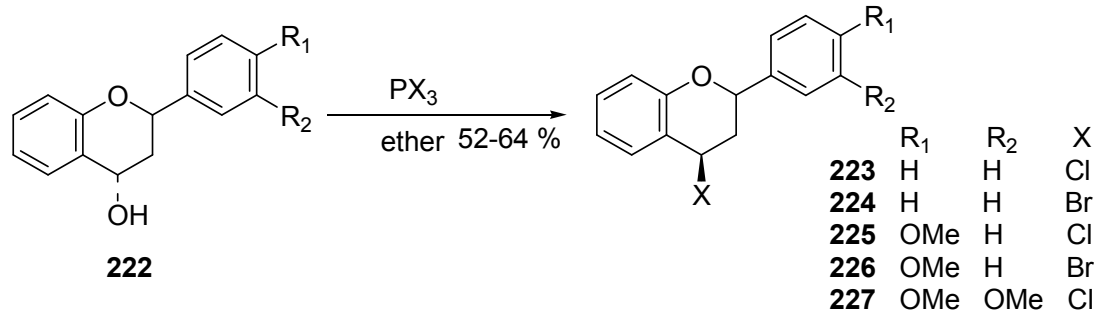


**Reagents and conditions:** i) KOH/aq/ EtOH; ii) EtCO<sub>2</sub>Cl/TEA/THF, then NaBH<sub>4</sub>/H<sub>2</sub>O, then H<sup>+</sup>; iii) MOMCl/(*i*-Pr)<sub>2</sub>NEt/THF; iv) AD-mix-β or AD-mix-α/MeSO<sub>2</sub>NH<sub>2</sub>, H<sub>2</sub>O/BuOH, 0-4 °C; v) HCl/MeOH-H<sub>2</sub>O.

**Scheme 24:** Mewett and coworkers synthesis of flavan-3-ols



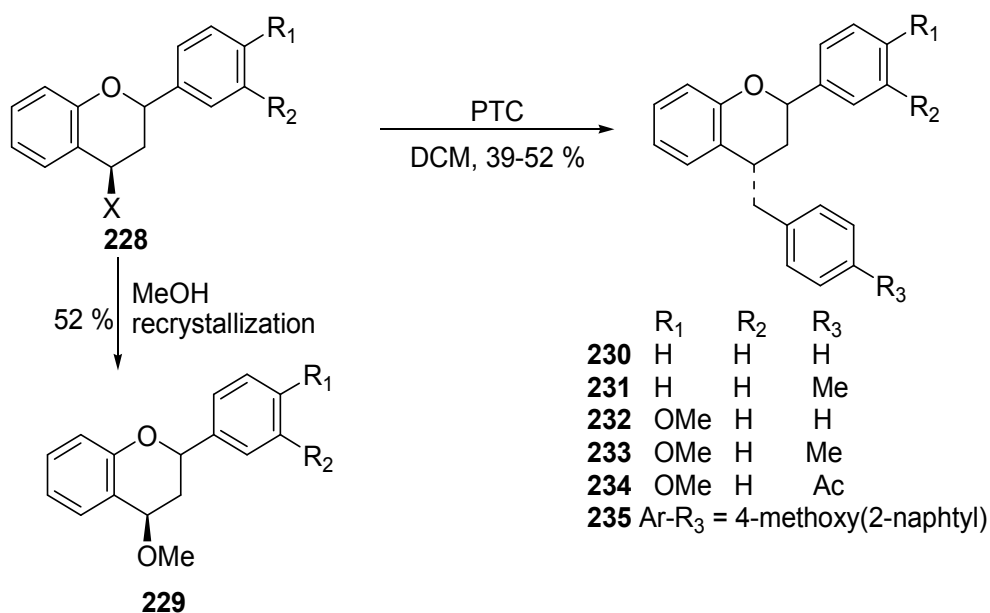
Scheme 25: Hydroxylation and oxidation of flavans

Scheme 26: Synthesis of 2,4-*trans*-4- halogenoflavans

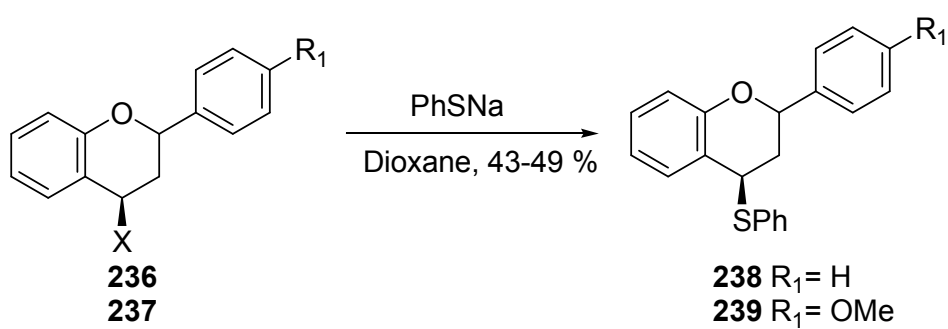
The strategy begun by deriving the *o*-QM precursor (**272**), iodoalcohol (**271**) from the addition of diiodide to an aldehyde (**270**). The *o*-QM undergoes a [4+2] cycloaddition with styrene to furnish arylflavan in good diastereoselectivity (*cis:trans*; 9:1). The arylflavan stabilized by styrene dienophile reacted with ethyl vinyl ether (**275**) under Heck reaction conditions to afford ketone **276**. Ketone **276** was reported to be difficult in forming an enolate ion due to steric hindrance, but repeat generation of ketone **276** enolate ions using *t*-BuOK and alkylation with *n*-decyl iodide accomplished the synthesis of Myristinin A (**279**) [79] as depicted in Scheme 34.

Suchand and co-workers presented the neoflavan synthesis based on the intramolecular

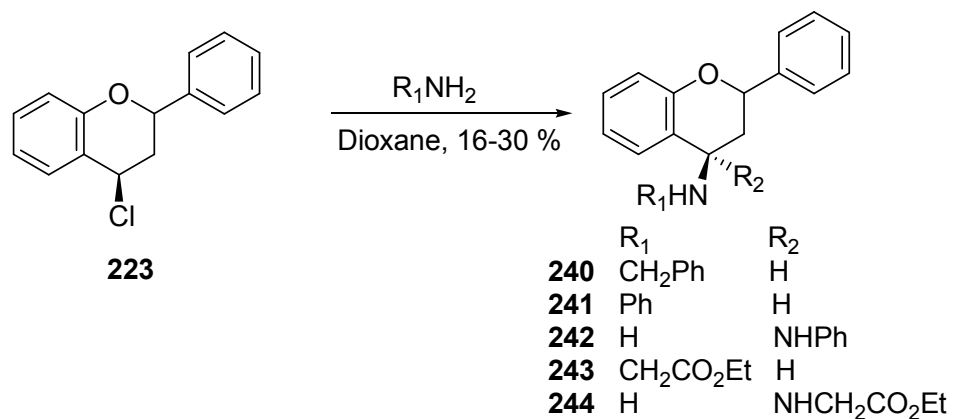
[Cu]-catalyzed C–O bond formation from the precursor diphenylalcohols. The synthesis starts with the Lewis acid promoted Friedel-Crafts Michael addition of electron rich phenols (**281**) onto the double bond of the cinnamate ester (**280**) to furnish a  $\beta$ -diaryl ester (**282**). Preferential electrophilic aromatic bromination of the electron rich aromatic ring at the  $\beta$ -diaryl ester, followed by reduction of the ester furnished the required precursor alcohols (**284**). The cyclization using intramolecular [Cu]-catalyzed C–O bond formation was successful and furnished neoflavans (**285**) shown in Scheme 35 and Fig. 5 in good yields [84].



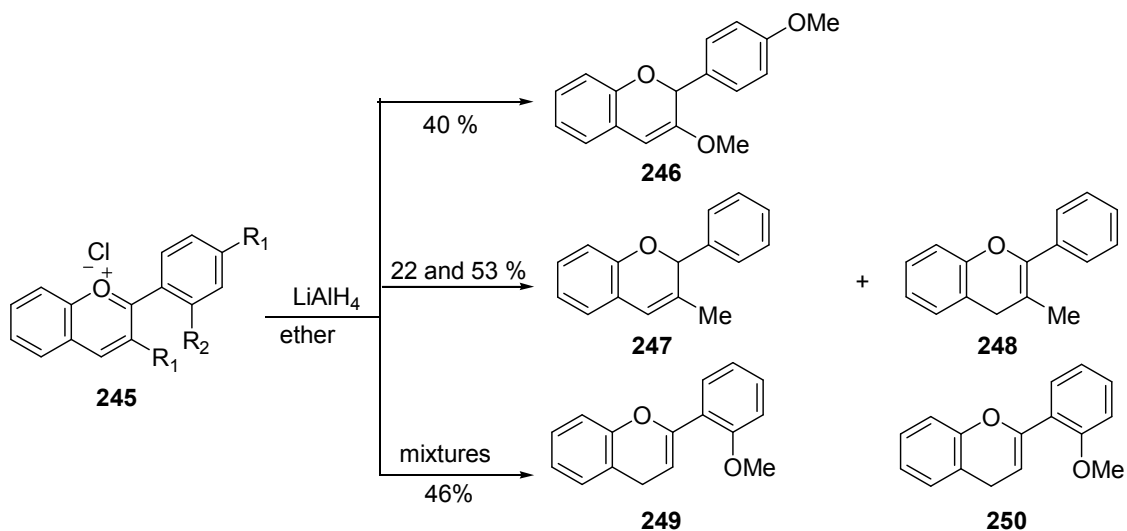
**Scheme 27:** Synthesis of 2,4-cis-4-arylflavans



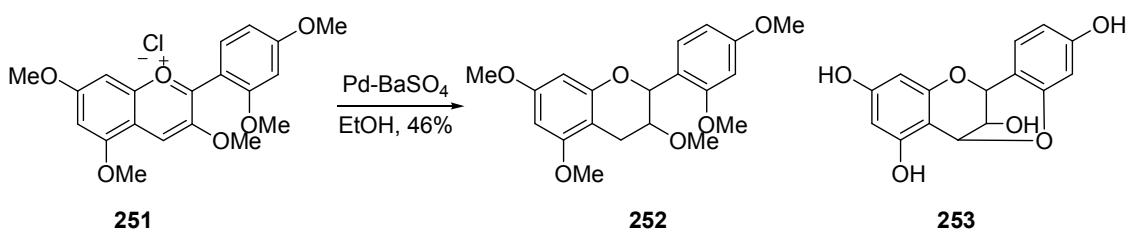
**Scheme 28:** Flavan-4 $\alpha$ -yl sulphides synthesis



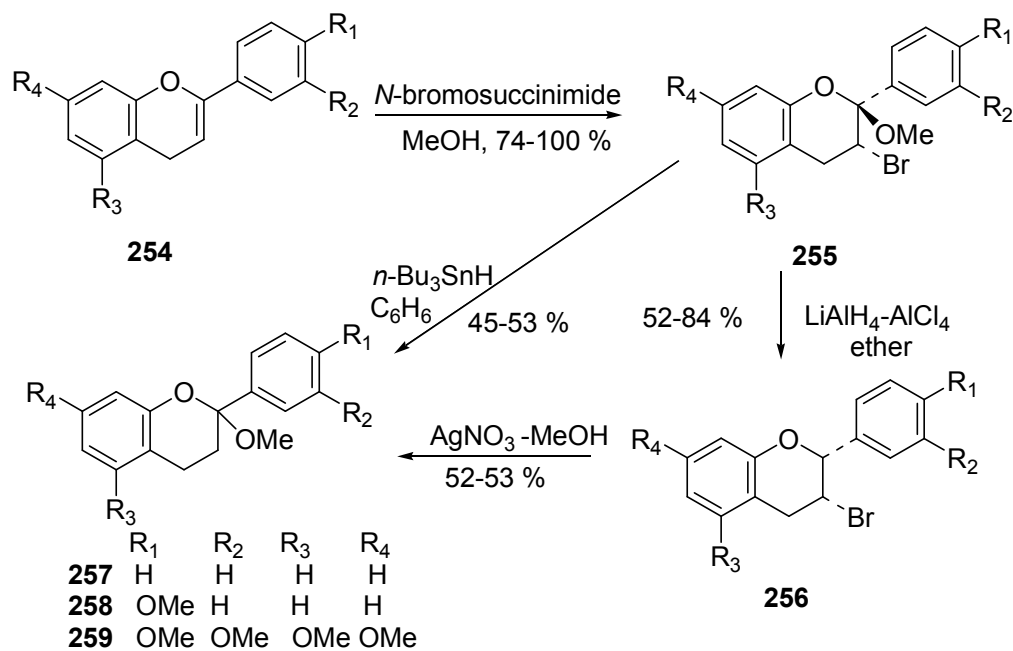
**Scheme 29:** Synthesis of 4-aminoflavans



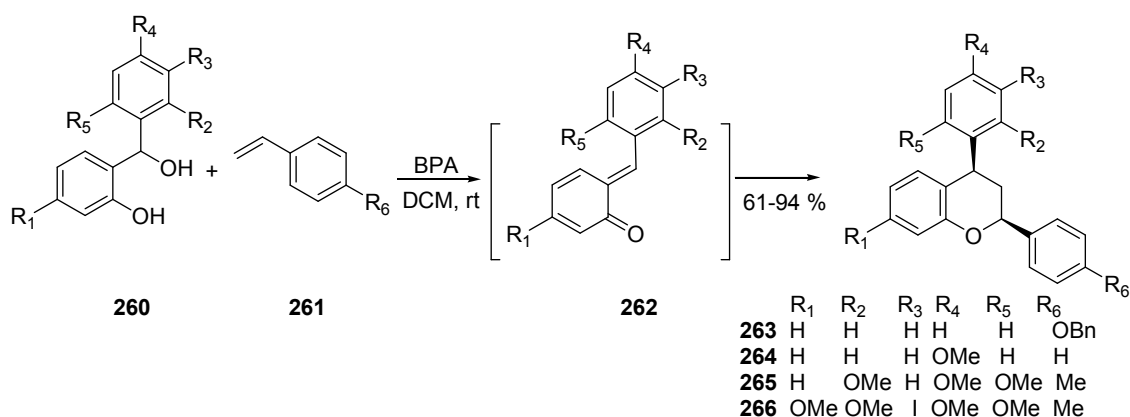
**Scheme 30:** Reduction of flavylium ions with LiAlH<sub>4</sub>



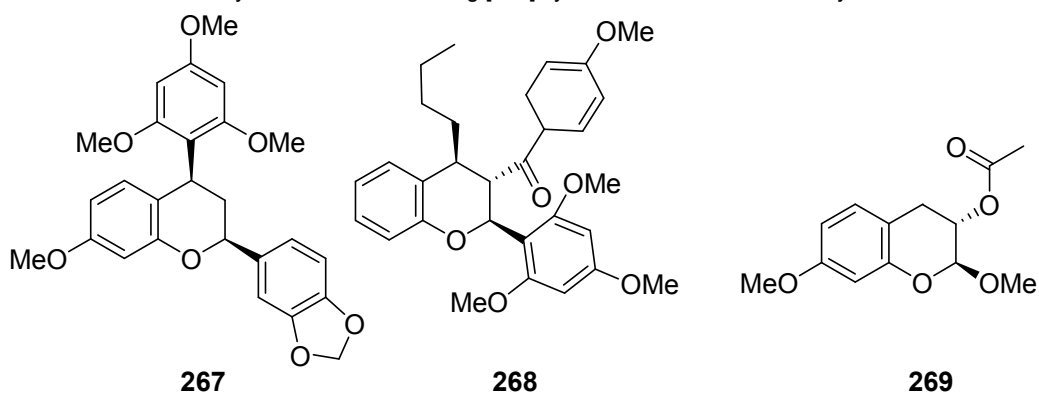
**Scheme 31:** Synthesis of pentamethoxyflavan



**Scheme 32:** Synthesis of 2-methoxyflavan and 3-bromoflavans



**Scheme 33:** Synthesis of flavans using [4+2] cycloaddition of *o*-QMs and styrene



**Figure 4:** Flavane derivatives reported by Gharpure and co-workers

The synthesis of [3.3.1]-bicyclic ketals was accomplished by the Pd(II)-catalyzed asymmetric 1,4-conjugate addition of organoboron reagent [85], 2-hydroxyphenylboronic acid (**294**) to chalcones (**293**). The 2-hydroxyphenyl palladium metal complex (**295**) was generated *in situ* via the transmetalation of 2-hydroxyphenylboronic acid (**294**), with the chiral Pd(ii)-complex [generated from Pd(PhCN)<sub>2</sub>Cl<sub>2</sub> and ligand (*R*)-3,5-xylly-BINAP, **L3**]. The palladium complex **295** act as a *bis*(nucleophile) in the construction of the chiral flavan heteroannular ketals shown in Scheme 36 [86]. The products were reported in higher enantio-selectivities and the substituent on the chalcones only affected the yields. Besides the flavanone reductions utilizing inorganic catalyst reductions, the application of biocatalysts has also been reported. Three day biotransformation of (*S*)-flavanone (**317**) with yeast of the genus *Candida wiswanathi* KCh 120 enabled the enantioselective reduction of the ketone functional group to give (2*S*,4*S*)-*cis*-flavan-4-ol (38%, 95%) (**318**) and (2*R*,4*S*)-*trans*-flavan-4-ol (51%, 92% ee) (**319**) as shown in Scheme 37. The reductions by the yeast species

were (*S*)-one selective. The (*R*)-flavanone was ineffectively reduced by *Saccharomyces brasiliensis* KCh 905 to afford (2*S*,4*R*)-*trans*-flavan-4-ol (12%, 91% ee) and (2*R*,4*R*)-*cis*-flavan-4-ol (7%, 22% ee) [87].

### 2.3 Isoflavans

Deodhar and co-workers [45] used the procedure for the synthesis of flavans (**152**) (Scheme 17) to the construction of isoflavans **325** from isoflavanol (**323**) [88,89] as described in Scheme 38. *Trans*-4-aryl/heteroaryl isoflavans were synthesized in good to excellent yields and bearing various substituents [45].

Takashima and co-workers outlined the synthesis of natural flavans, (*S*)-equol, (*R*)-sativan and (*R*)-vestitol using allylic substitution [90]. The (*S*)-equol synthesis was offset by the Wittig reaction between the phosphonium salt derived from arylaldehyde and the protected 2-hydroxypropanal (**326**). The aldehyde was synthesized from ethyl-(*S*)-lactate (**329**). The Wittig product was the *cis*-olefin (**332**), which

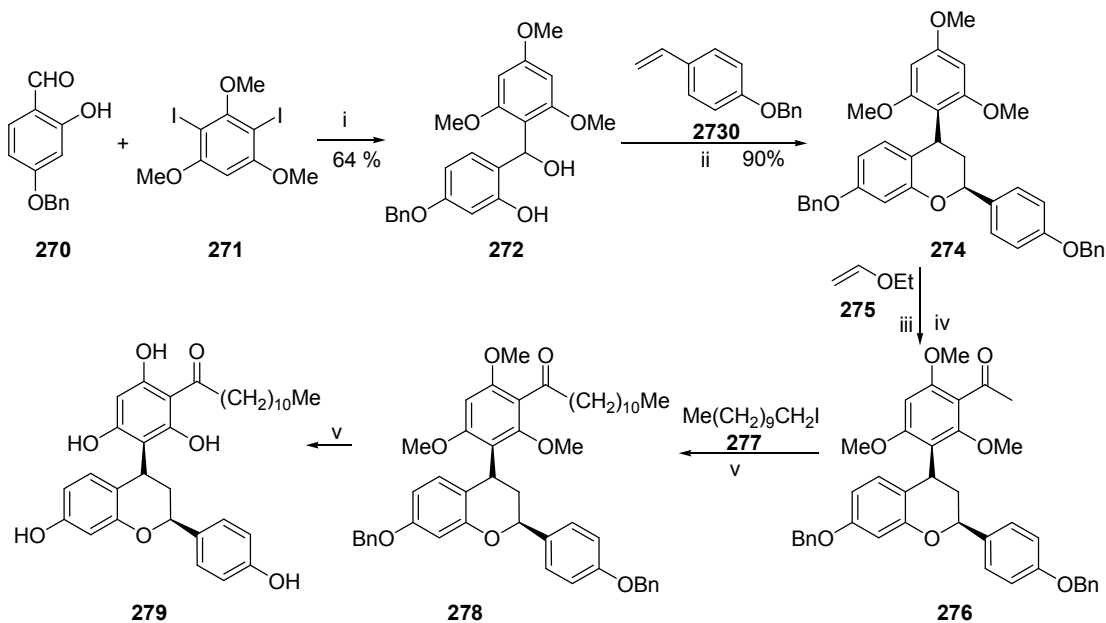
after deprotection and esterification afforded the key intermediate, picolinate (**333**) in 94% ee (*cis:trans*: 14:1). The allylic substitution of (*S*)-picolinate with the copper reagent produced the *anti* SN<sup>2</sup> *trans* olefin product which when subjected to OsO<sub>4</sub>-catalyzed dihydroxylation gave a polar diol of **335**. The cleavage of the diol by NaIO<sub>4</sub> and *in situ* reduction of the resulting aldehyde with NaBH<sub>4</sub> affords an alcohol, which was brominated to obtain compound **335**. The cyclization of **335** yields (*S*)-equol (**9**) in 91% ee after demethylations using BBr<sub>3</sub> [90-92] as depicted in Scheme 39. The synthesis of (*S*)-equol was previously reported in a similar manner from (*S*)-picolinate with yields of 74% and 99% ee [93]. The first total synthesis of (*S*)-equol was reported by Heemstra and co-workers in an overall yield of 9.8%. Their six step protocol key step was the Evans alkylation [94] to form the stereocenter and an intramolecular etherification to generate the benzopyran ring, which was deprotected to furnish (*S*)-equol as shown in Scheme 41 [95].

For the synthesis of (*R*)-sativan, the intermediate (*R*)-picolinate was synthesized from ethyl-(*R*)-lactate using similar reactions described in

Scheme 38. The synthetic protocol for (*R*)-sativan differs with that of (*S*)-equol at the deprotection and cyclization steps. The protecting benzyl group was removed by H<sub>2</sub>-Pd/C catalyst and cyclization with Mitsunobu reagent, PPh<sub>3</sub> and DEAD constructed the benzopyran ring of (*R*)-sativan (**344**) as shown in Scheme 41 [90,96-98].

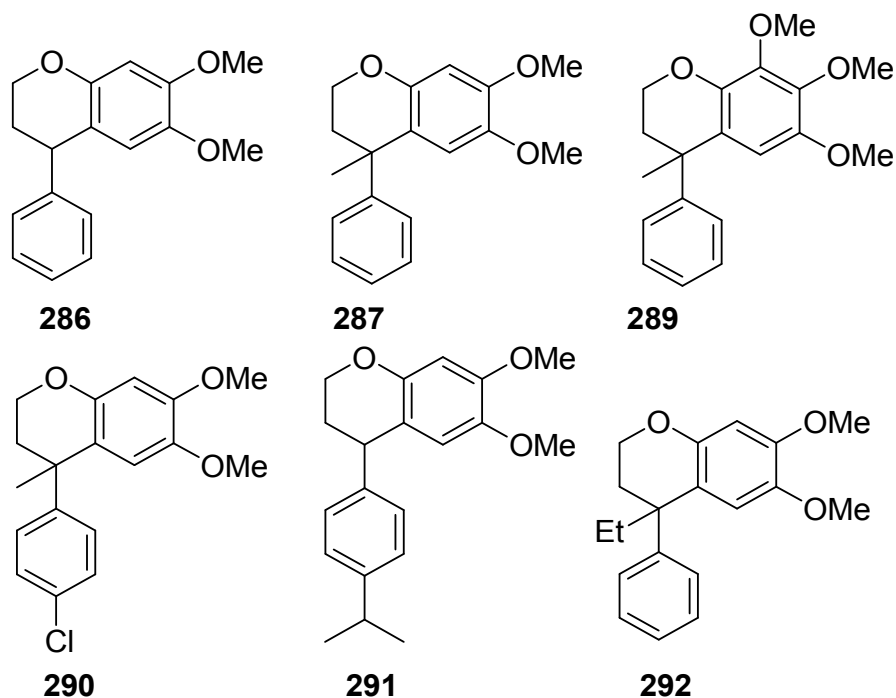
The synthetic strategy towards (*R*)-vestitol (**10**) was similar to that of (*R*)-sativan (**344**), but the copper reagent utilized was derived from the Grignard reagent 2-MOMO-4-MeOC<sub>6</sub>H<sub>3</sub>MgBr. The final step was the deprotection of the MOM group with HCl in MeOH (Scheme 42) to furnish (*R*)-vestitol in 90% ee [90,92,99].

Garhpure and coworkers reported the synthesis of isoflavans using *in situ* generated *o*-quinone methides (*o*-QM) as heterodiene in the [4+2] Diels-Alder cycloaddition reaction shown in Scheme 43. The required *o*-acetoxymethylphenol (**347**) was prepared from the salicylaldehyde derivative (**348**) reduction, while the arylenol ethers (**348**) were synthesized via Wittig reaction on an arylaldehyde (**347**).

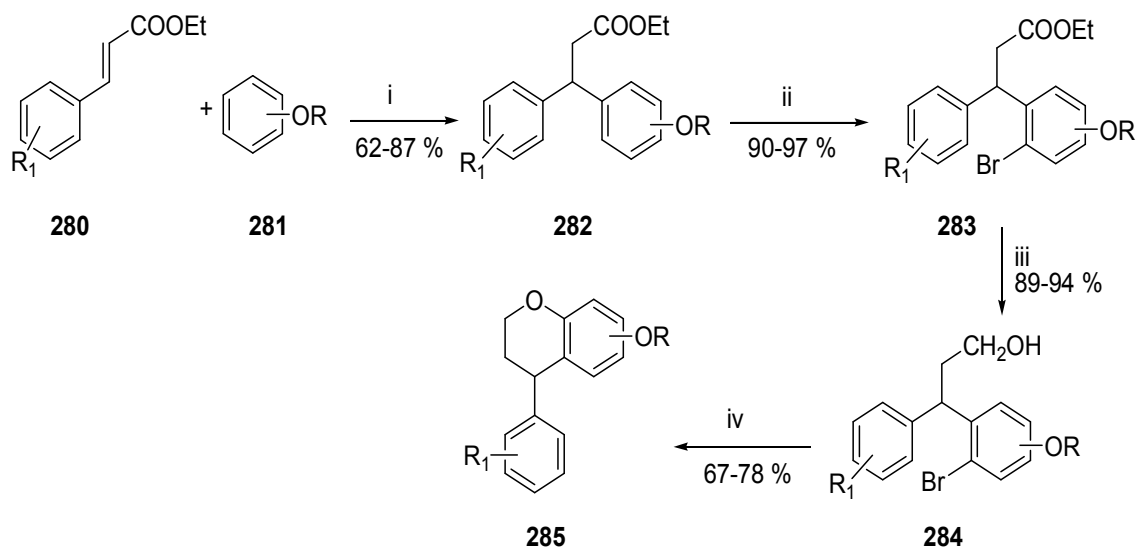


**Reagents and conditions:** i) *n*-BuLi, THF, -78 °C; ii) BPA, DCM; iii) Pd(OAc)<sub>2</sub>, PPh<sub>3</sub>, Et<sub>3</sub>N, DMF, 110 °C; iv) HCl; v) *t*-BuOK, THF, 0 °C-rt.

**Scheme 34:** Synthesis of Myristinin A

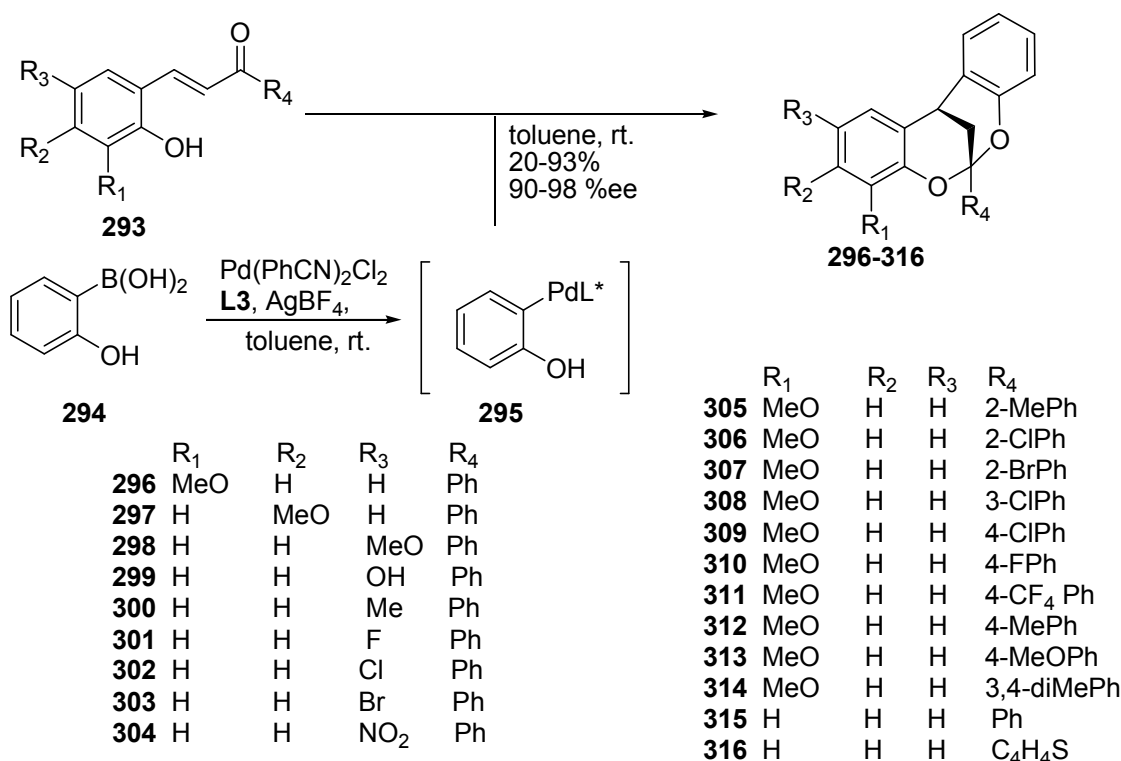


**Figure 5** Neoflavans reported by Suchand and co-workers

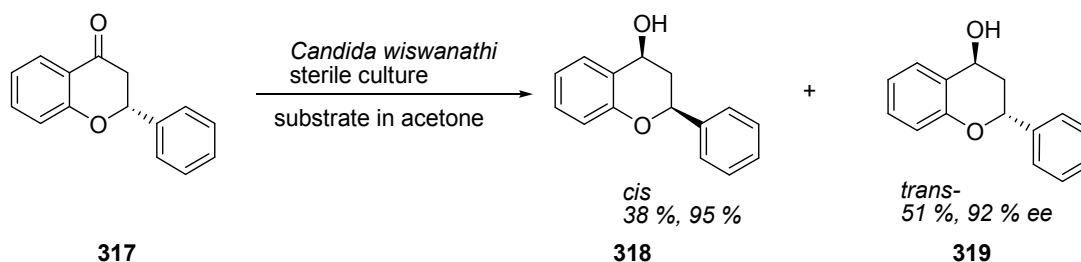


**Reagents and conditions:** i)  $\text{FeCl}_3$ , DCE, rt, 12h; ii)  $\text{Br}_2$ , DCM,  $0^\circ\text{C}$ , 3h; iii) LAH,  $\text{Et}_2\text{O}$ ,  $0^\circ\text{C}$ , 1h; iv)  $\text{CuI}$ , 2,2'-bipy. *t*-BuKO, DMF,  $120^\circ\text{C}$ , 24h.

**Scheme 35:** [Cu]-catalyzed C-O bond formation in the synthesis of neoflavans



Scheme 36: Synthesis of flavan heteroannular ketals



Scheme 37: Biotransformations of flavanone to flavan-4-ols

The Diels Alder reaction of diene, *o*-quinone methides (*o*-QM; **351**) generated from *o*-acetoxymethylphenol and the dienophile, aryl enol ethers (**348**) afforded diastereomeric mixture of isoflavan acetals (**352**). Reductive elimination of the methoxy group afforded isoflavans (**353**) in poor to excellent yields as shown in Scheme 43 [100].

Natural isoflavans were prepared by de-protecting compounds (**353-364** in Scheme 43) using H<sub>2</sub>/Pd-C in ethylacetate. Compound **363** and **364** furnished equol (**340**) and vestitol (**10**) in 83 and 87 % yield respectively. Compound **362** methoxy groups were removed using pyridinium hydrochloride to give 3'-hydroxyequol (**9**) in 65% yield [100].

Versteeg and co-workers reported the synthesis of isoflavans using the Evans chiral auxiliary alkylation. The acylation of the trimethylsilyl ethers of chiral auxiliary, (4*S*,5*R*)-(+)- and (4*R*,5*S*)-(-)-imidazolidin-2-ones (**365**) with phenylacetyl chlorides (**367**) affords *N*-acyl imidazolidinones (**368**). The LICA (lithium isopropylcyclohexylamide) generated enolate ion of *N*-acyl imidazolidinones were alkylated in good yields giving only one diastereoisomer (**369**; *de* 84-90%). The reduction of the alkylation products into arylpropanols followed by the cyclization afford isoflavans (**371**). The cyclization after the activation of the hydroxyl group gives lower yields (46-60%) when NaH was used, but higher yields (73-95%) were observed when Mitsunobou conditions were employed [101,97]

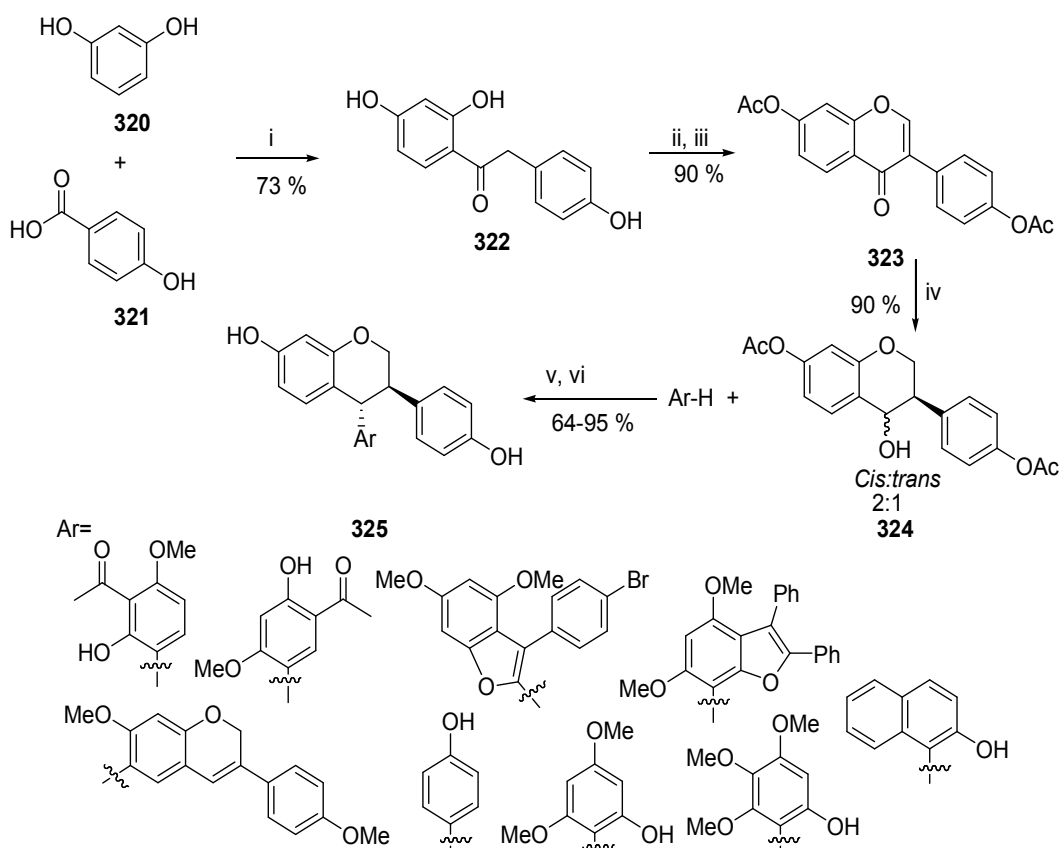


as shown in Scheme 44. The reports indicated that the alkylation step had preferential formation of the *Z*-enolate. Thus, the alkylation was directed to the face of the enolate opposite the phenyl moiety on the chiral auxiliary and the configuration of the isoflavans were stated to be 3*R* or 3*S* [94,101]. The C-3 configuration of the isoflavans were determined by that of chiral auxiliary. (4*S*,5*R*)-(+)-imidazolidin-2-ones affords the 3*S*-isoflavans while the (4*R*,5*S*)-(-)-imidazolidin-2-ones yields the 3*R* isomers [101,97].

Glabridin (**386**) is a natural isoflavan from the licorice of *Glycyrrhiza glabra*. Glabridin has been found to be responsible for the licorice

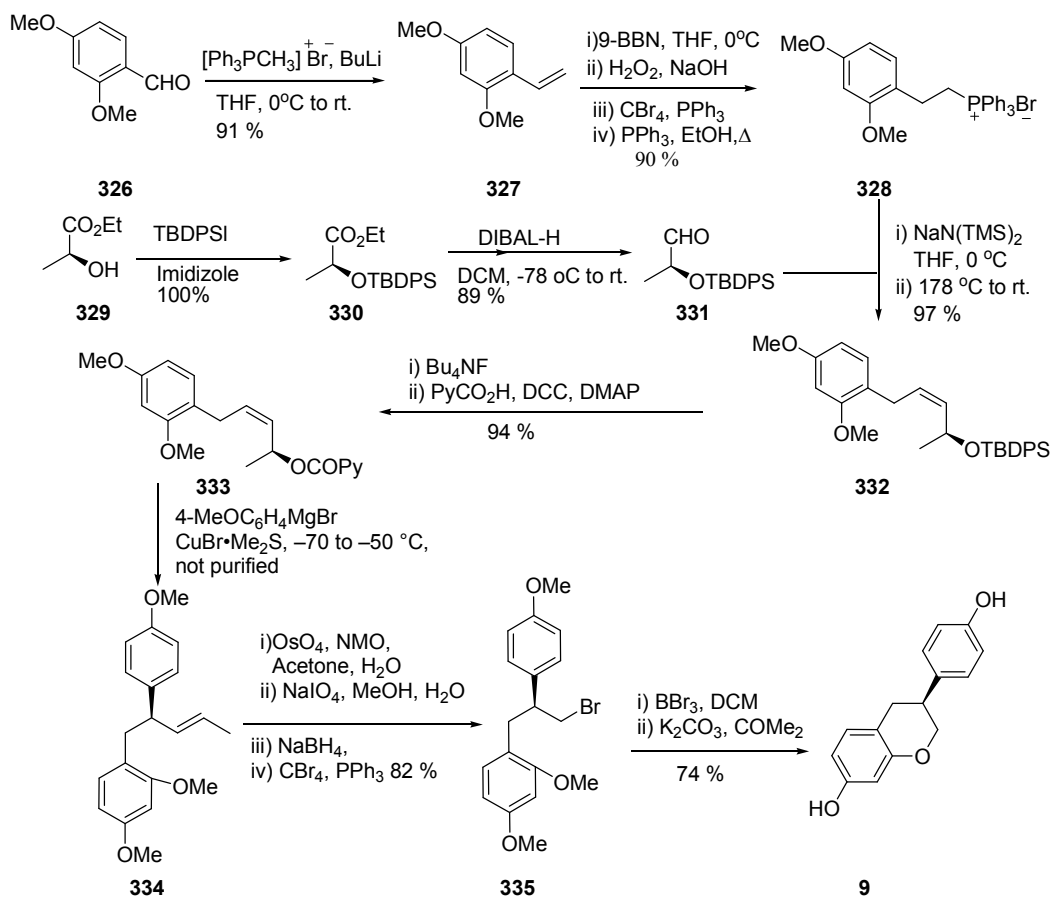
antioxidative effect and also inhibit the tyrosinase-dependent melanin biosynthesis [102,103]. The synthetic strategy towards (±)-Glabridin was outlined by Yoo and Nahm [104] as described in Scheme 45.

The heartwood of *Dalbergia nitidula* contains the natural isoflavan oligomer, (3*S*,4*S*)-3,4-*trans*-4-[(3*S*)-6',7'-dihydroxy-4'-methoxyisoflavan-3'-yl]-2',7'-dihydroxy-4-methoxy-isoflavan (**388**). The synthesis of the [4,3']-*bi*-isoflavan was accomplished by the condensation of (+)-vestitol (**10**) with (+)-medicarpin (**387**) as the electrophile. The pterocarpan (**389**) reacted with phenolic electrophiles (**390-391**) to furnish 4-arylisoflavan and dimers shown in Scheme 46 and 47 [105].

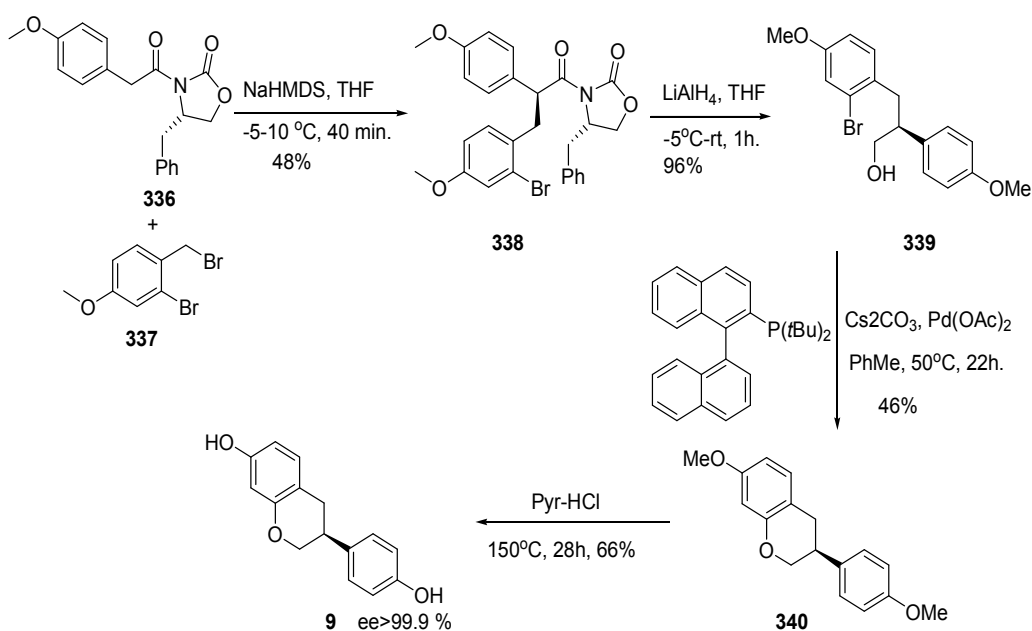


**Reagents and conditions:** i)  $\text{BF}_3 \cdot \text{OEt}_2$ , 110 °C; ii)  $\text{HC}(\text{OEt})_3$ , pyridine, piperidine; iii)  $\text{Ac}_2\text{O}$ , pyridine; iv)  $\text{H}_2$ , Pd/C, EtOH; v)  $\text{BF}_3 \cdot \text{OEt}_2$ , DCM, rt.; vi) KOH, MeOH.

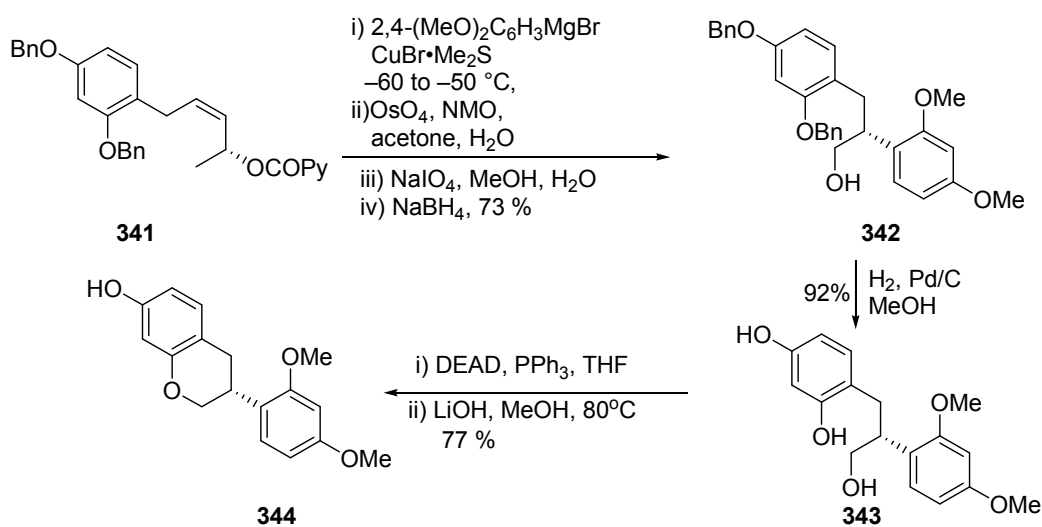
**Scheme 38:** Deodhar and co-workers synthesis of 4-arylisoflavans



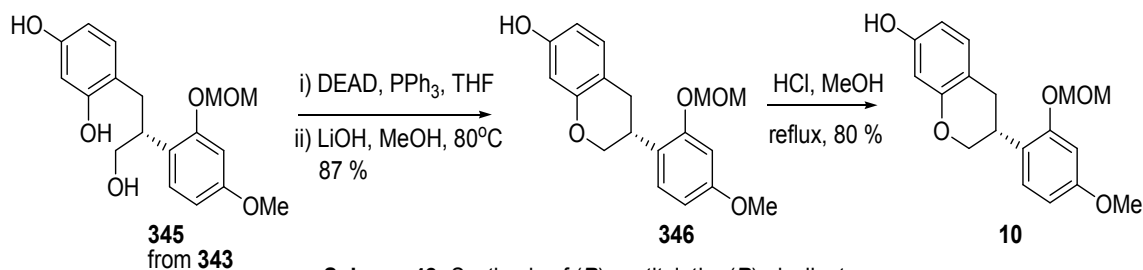
Scheme 39: Synthesis of (S)-equol



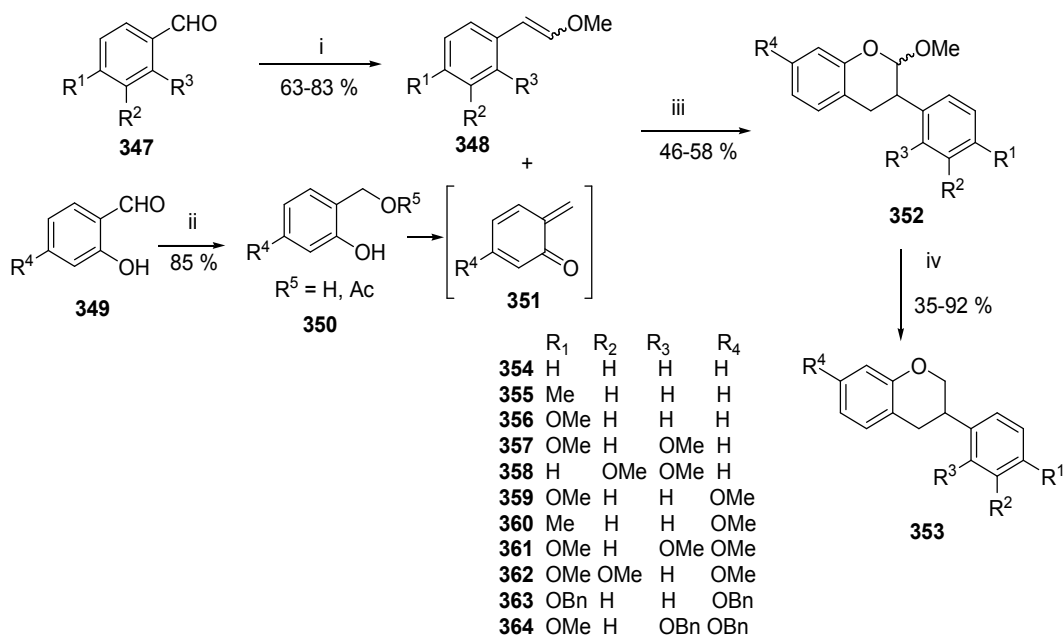
Scheme 40: Synthesis of (S)-equol via Evans alkylation



**Scheme 41:** Synthesis of (*R*)-sativan the (*R*)-picolinate

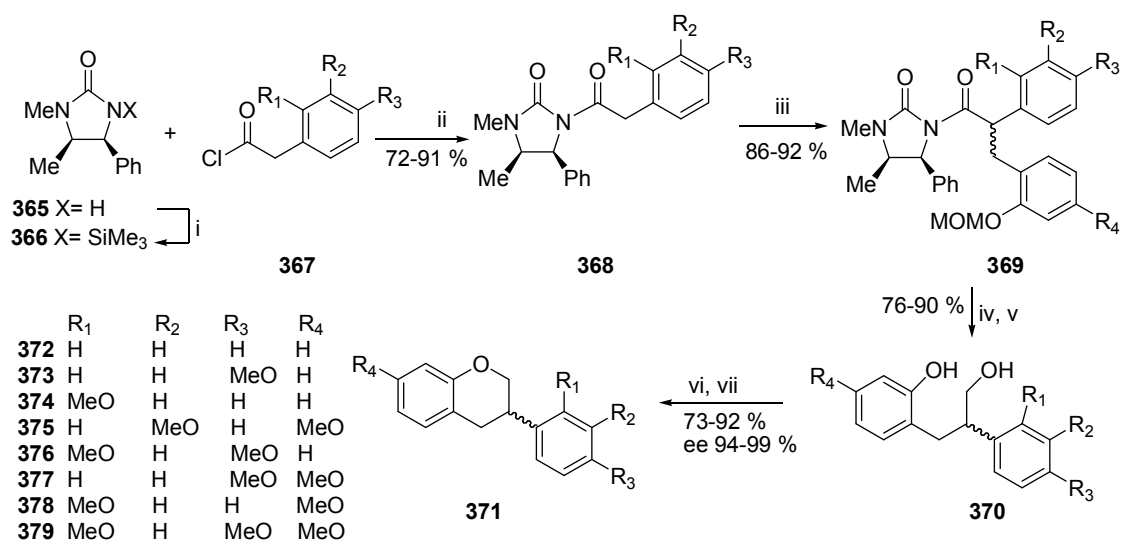


**Scheme 42:** Synthesis of (*R*)-vestitol the (*R*)-picolinate



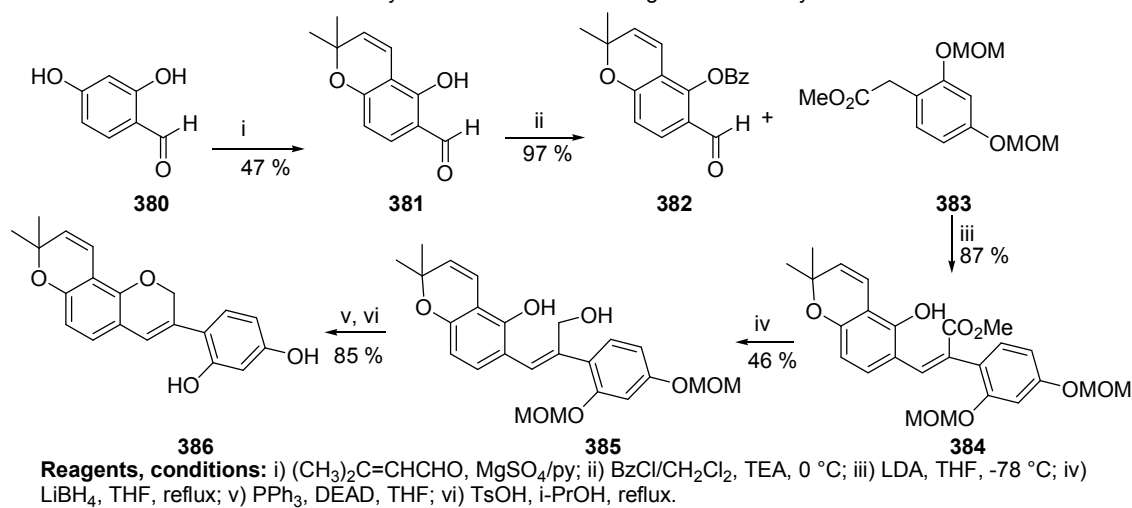
**Reagents and conditions:** i) Ph<sub>3</sub>P CH<sub>2</sub>OMeCl, LiHMDS, THF, 0 °C; ii) NaBH<sub>4</sub>, MeOH, rt.; then AcCl, Py, DCM, 0 °C to rt.; iii) PhH, 80 °C or PhMe, 115 °C; iv) Et<sub>3</sub>SiH, BF<sub>3</sub>·OEt<sub>2</sub>, DCM, 0 °C

**Scheme 43:** Isoflavan synthesis using DA reaction between *o*-QM and arylenol ethers

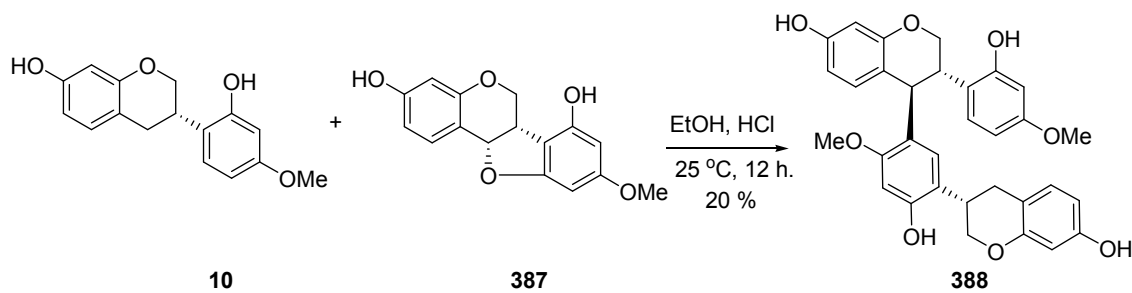


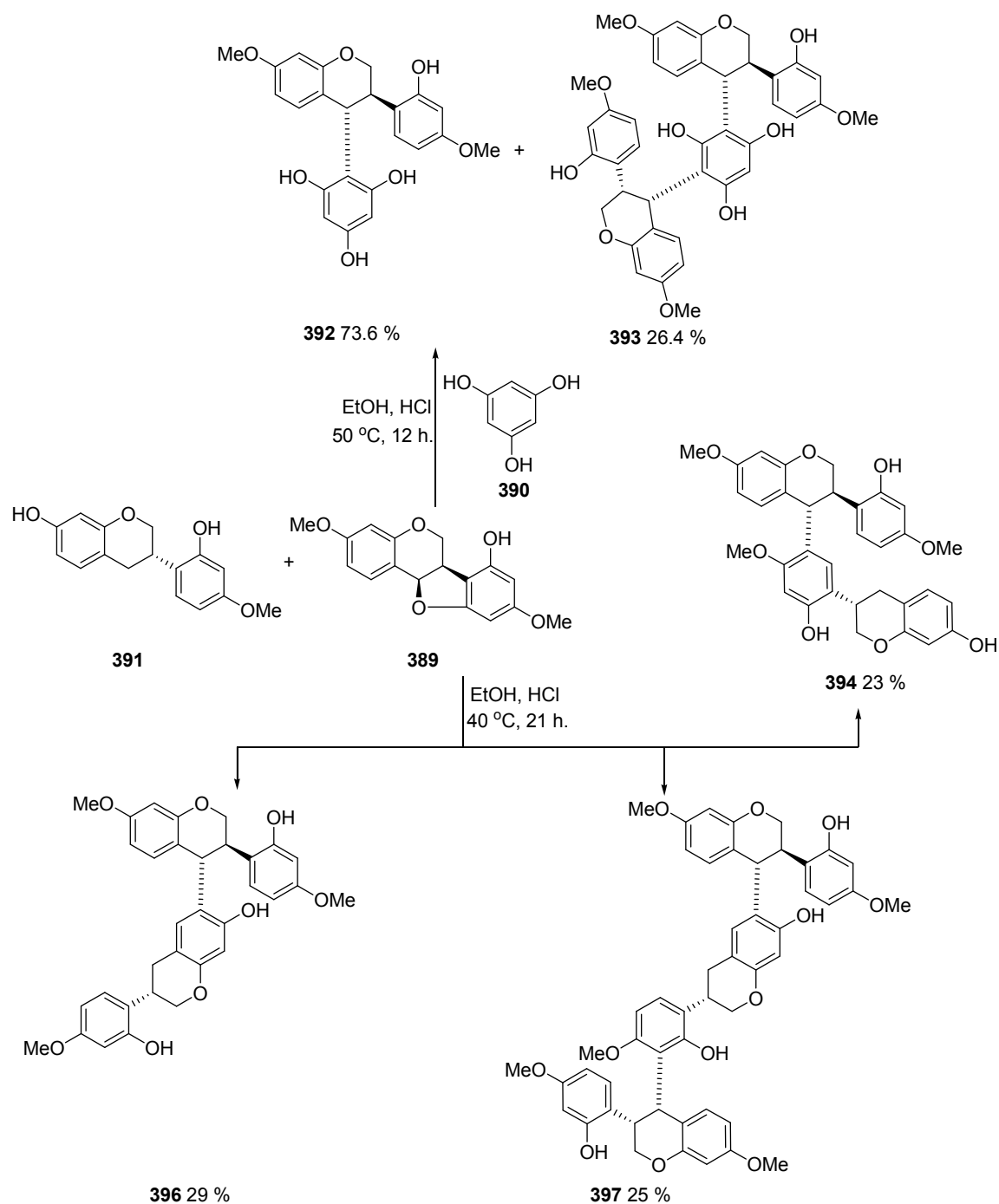
**Reagents and conditions:** i) BuLi, Ph<sub>3</sub>CH, THF, 0 °C; then Me<sub>3</sub>SiCl, -78 °C to rt; ii) tetrabutylammonium fluoride, MeCN, rt; iii) LICA, 2-O-methoxymethylbenzyl bromide, THF-DCM, -40 °C; iv) LiAlH<sub>4</sub>, THF, -24 °C to rt; v) HCl, MeOH, reflux; vi) BrsCl, pyridine, DCM, rt; vii) PPh<sub>3</sub>, DEAD, THF, rt.

**Scheme 44:** Synthesis of isoflavans using chiral auxiliary



**Scheme 45:** Synthesis of isoflavan: Glabridin





**Scheme 47:** Synthesis of isoflavan oligomers from reaction of a pterocarpan with phenolics

### 3. CONCLUSION

As mentioned earlier on, flavans are important compounds containing the 2-phenylchroman moiety. They have been reported to possess anticancer, anti-inflammatory, antioxidants and

antimicrobial properties. As such, numerous efforts have been directed towards their syntheses. Among the many methods reported, the common methods for their preparations include; (i). Reduction of flavanone and flavone with Raney-Ni, NaBH<sub>4</sub> or H<sub>2</sub>/Pd (ii) cyclisation of

2-(3-hydroxy-3-phenylpropyl)phenol derived from chalcones via reduction using NaBH<sub>4</sub> or H<sub>2</sub>/Pd (iii). Reduction of anthocyanins with NaBH<sub>3</sub>CN in AcOH/Ac<sub>2</sub>O or with MgBr/PhBr followed by NaBH<sub>3</sub>CN, (iv). Reactions of flav-2-enes with alcohols in Lewis acid with subsequent reduction with NaBH<sub>3</sub>CN, (v). Condensation of phenols with secondary alcohols in BF<sub>3</sub>.OEt<sub>2</sub> to 4 $\alpha$ -aryloxyflavans and (vi). bromination of flav-2-enes with *N*-bromosuccinimide. Neoflavans were synthesized by the intramolecular [Cu]-catalyzed cyclization of 3-(2-bromophenyl)-3-phenylpropan-1-ol. Isoflavans are isomers of flavans in which the 2-phenyl ring has shifted to position 3. Hence, methods for their syntheses are similar to those for flavans with the addition of the intramolecular etherification of 3-bromo-2-(4-methoxyphenyl)propyl)-2,4-dimethoxybenzene with good ee. Flavens, on the other hand have a C=C double bond at either position 2 or 3. They are mainly synthesized through (i). Reduction of anthocyanins, (ii). Reduction of chalcones and (iii) hydroxylation of flavans with BMD followed by oxidation with POCl<sub>3</sub> to flav-2-enes. Anthocyanins are generally synthesized via hydroxylation of flavans with subsequent oxidation. This report has presented the synthesis of flavans, isoflavans, neoflavans, flavens and anthocyanins.

## ACKNOWLEDGEMENTS

We thank the University Library for assistance during the Literature search.

## COMPETING INTERESTS

Authors have declared that no competing interests exist.

## REFERENCES

1. Aron PM, Kennedy JA. Flavan-3-ols: nature, occurrence and biological activity. *Mol. Nutr. Food Res.* 2008;52(1):79-104.
- 2a. Saini KS, Ghosal S. Naturally occurring flavans unsubstituted in the heterocyclic ring. 1984, *Phytochemistry.* 1984;23(11): 2415-2421.
- 2b. Simard F, Legault J, Lavoie S, Pichette A. Balsacones D-I, dihydrocinnamoyl flavans from *Populus balsamifera* buds. *Phytochemistry.* 2014;100:141-149.
- 2c. Manner S, Skogman M, Goeres D, Vuorela P, Fallarero A. Systematic exploration of natural and synthetic flavonoids for the inhibition of *Staphylococcus aureus* biofilms. *Int. J. Mol. Sci.* 2013;14(10): 19434-19451.
- 2d. Bae UJ, Lee da Y, Song MY, Lee SM, Park JW, Ryu JH, Park BH. A prenylated flavan from *Broussonetia kazinoki* prevents cytokine-induced  $\beta$ -cell death through suppression of nuclear factor- $\kappa$ B activity. *Biol Pharm Bull.* 2011;34(7):1026-1031.
- 2e. Li LJ, Zhang Y, Zhang P, Pi HF, Ruan HL, Wu JZJ. Flavans from the leaf of *Ilex centrochinensis*. *Asian Nat. Prod. Res.* 2011;13(4):367-372.
- 2f. Veitch NC, Grayer R. Flavonoids and their glycosides, including anthocyanins. *J. Nat. Prod. Rep.* 2011;28(10):1626-1695.
- 2g. Cui Y M, Wang H, Liu QR, Han M, Lu Y, Zhao CQ. Flavans from *Iris tenuifolia* and their effects on  $\beta$ -amyloid aggregation and neural stem cells proliferation *in vitro*. *Bioorg. Med. Chem. Lett.* 2011;21(15): 4400-4403.
- 2h. Amor NB, Bouaziz A, Romera-Castillo C, Salido S, Linares-Palomino PJ, Bartegi A, Salido GM, Rosado JA. Characterization of the intracellular mechanisms involved in the antiaggregant properties of cinnamtannin B-1 from bay wood in human platelets. *J. Med. Chem.* 2007;50(16): 3937-3944.
3. Crespy V, Williamson G. A review of the health effects of green tea catechins in in vivo animal models. *J. Nutr.* 2004;134(12 Suppl):3431-3440.
4. Moore RJ, Jackson KG, Minihane AM. Green tea (*Camellia sinensis*) catechins and vascular function. *Br. J. Nutr.* 2009; 102(12):1790-1802.
5. Zaveri NT. Green tea and its polyphenolic catechins: Medicinal uses in cancer and non-cancer applications. *Life Sciences.* 2006;78(18):2073-2080.
6. Asakawa T, Hamashima Y, Kan T. Chemical synthesis of tea polyphenols and related compounds. *Curr. Pharm. Des.* 2013;19(34):6207-6217.
7. Ghosal S, Singh SK, Srivastava RS. Flavans from *Zephyranthes flava*. *Phytochemistry.* 1985;24(1):151-153.
8. Bauer DJ, Selway JWT, Batchelor, JF, Tisdale M, Caldwell IC, Young DA. 4',6-Dichloroflavan (BW683C), a new anti-rhinovirus compound. *Nature.* 1981;292: 369-370.
9. Hu X, Wu JW, Wang M, Yu MH, Zhao QS, Wang HY, Hou AJ. 2-Arylbenzofuran, flavonoid, and tyrosinase inhibitory

- constituents of *Morus yunnanensis*. J. Nat. Prod. 2012;75(1):82-87.
10. Morito K, Hirose T, Kinjo J, Hirakawa T, Okawa M, Nohara T, Ogawa S, Inoue S, Muramatsu M, Masamune Y. Interaction of phytoestrogens with estrogen receptors alpha and beta. Biol. Pharm. Bull. 2001; 24(4):351-356.
  11. Muthyala RS, Ju YH, Sheng S, Williams LD, Doerge DR, Katzenellenbogen BS, Helferich WG, Katzenellenbogen JA. Equol, a natural estrogenic metabolite from soy isoflavones: convenient preparation and resolution of *R*- and *S*-equols and their differing binding and biological activity through estrogen receptors alpha and beta. Bioorg. Med. Chem. 2004;12(6): 1559-1567.
  12. Marais JPJ, Ferreira D, Slade D. Stereoselective synthesis of monomeric flavonoids. Phytochemistry. 2005;66(18): 2145-2176.
  13. Chang YC, Nair MG. Metabolism of daidzein and genistein by intestinal bacteria. J. Nat. Prod. 1995;58(12):1892-1896.
  14. Coward L, Barnes NC, Setchell KDR, Barnes SJ. Genistein, daidzein, and their *beta*-glycoside conjugates: antitumor isoflavones in soybean foods from American and Asian diets. Agric. Food Chem. 1993;41(11):1666-1667.
  15. Bueno-Silva B, Alencar SM, Koo H, Ikegaki M, Silva GV, Napimoga MH, Rosalen PL. Anti-inflammatory and antimicrobial evaluation of neovestitol and vestitol isolated from Brazilian red propolis. J. Agric. Food Chem. 2013;61(19):4546-1950.
  16. Annie S, Prabhu RG, Malini S. Activity of *Wedelia calendulacea* Less. in post-menopausal osteoporosis. Phytomedicine. 2006;13(1-2):43-48.
  17. Satoh H, Etoh H, Watanabe N, Kawagishi H, Arai K, Ina K. Structures of sideroxytonals from *Eucalyptus sideroxyton*. Chem. Lett. 1992;21(10): 1917-1920.
  18. Tatsuta K, Tamura T, Mase T. The first total synthesis of sideroxytonal B. Tetrahedron Lett. 1999;40(10):1925-1928.
  19. Soliman MF, Fathy MM, Salama MM, Al-Abd AM, Saber FR, El-Halawany AM. Cytotoxic activity of acyl phloroglucinols isolated from the leaves of *Eucalyptus cinerea* F. Muell. ex Benth. cultivated in Egypt. Scientific Reports. 2013;4:5410-5416.
  20. Li Y, Leung KT, Fenghe Yao F, Linda SM, Ooi LSM, Vincent EC, Ooi VEC. Antiviral flavans from the leaves of *Pithecellobium clypearia*. J. Nat. Prod. 2006;69(5):833-835.
  21. Moosophon P, Kanokmedhakul S, Kanokmedhakul K, Buayairaksa M, Noichan J, Poopasit K. Antiplasmodial and cytotoxic flavans and diarylpropanes from the stems of *Combretum griffithii*. J. Nat. Prod. 2013;76(7):1298-1302.
  22. Li Y, Yang J, Li WZ, Hou L, Xue J, Li Y. Studies on flavans. 1. Facile synthesis of ( $\pm$ )-7-hydroxy-3',4'-methylenedioxyflavan and ( $\pm$ )-4'-hydroxy-7-methoxyflavan by a BF<sub>3</sub>·Et<sub>2</sub>O-mediated pyran cyclization. J. Nat. Prod. 2001;64(2):214-216.
  23. Numata A, Takemura T, Ohbayashi H, Katsuno T, Yamamoto K, Sato K, Kobayashi S. Antifeedants for the larvae of the yellow butterfly, *Eurema hecabe* mandarina, in *Lycoris radiata*. Chem. Pharm. Bull. 1983;31(6):2146-2149.
  24. Masaoud M, Ripperger H, Prozel A. Cinnabarone, a biflavonoid from dragon's blood of *Dracaena cinnabari*. Phytochemistry. 1995;38(3):745-753.
  25. Xue J, Zhang X, Chen X, Zhang Y, Li Y. Studies on flavans. III. The total synthesis of ( $\pm$ )-7,4'-dihydroxy-3'-methoxyflavan, ( $\pm$ )-7,3'-dihydroxy-4'-methoxyflavan, and ( $\pm$ )-7,4'-dihydroxyflavan. Syn. Commun. 2003; 33(20):3527-3536.
  26. Masesane IB, Mazimba O, Majinda RR, NaBH<sub>4</sub>-mediated non-chemoselective reduction of  $\alpha,\beta$ -unsaturated ketones of chalcones in the synthesis of flavans. Trends in Organic Chemistry. 2012;16:79-81.
  27. Masesane IB, Desta ZY. Reactions of salicylaldehyde and enolates or their equivalents: versatile synthetic routes to chromane derivatives. Beilstein J. Org. Chem. 2012;8:2166-2175.
  28. Mazimba O, Majinda RR, Masesane IB. An efficient synthesis of flavans from salicylaldehyde and acetophenone derivatives. Tetrahedron Lett. 2011;52(50): 6716-6718.
  29. Mazimba O. Antimicrobial activities of heterocycles derived from thienyl-chalcones. Journal of King Saud University- Science. 2015;27(1):42-48.
  30. Delgado J, Espnós A, Jiménez MC, Miguel A, Miranda AM, Tormos R. 2,4,6-

- triphenylpyrylium tetrafluoroborate-photosensitized reactions of *o*-cinnamylphenols and *o*-hydroxystilbenes. *Tetrahedron*. 1997;53(2):681-688.
31. Jiménez MC, Miguel A, Miranda AM, Tormos R. Photocyclization of 2-cinnamylphenols via excited state proton transfer (ESPT) involving the lowest-lying styrenic singlet. *Tetrahedron*. 1997;53(43):14729-14726.
  32. Zhang L, Zhang WG, Ma EL, Wu L, Bao K, Wang XL, Wang YL, Song HR. Synthesis and antiproliferative *In-vitro* activity of natural flavans and related compounds. *Arch. Pharm. Chem. Life Sci.* 2007; 340(12):650-655.
  33. Kaneda N, Pezzuto JM, Soejarto DD, Kinghorn DA, Farnsworth RN, Santisuk T, Tuchinda P, Udchachon JU, Reutrakul V. Plant anticancer agents, XLVIII. New cytotoxic flavonoids from *Muntingia calabura* roots. *J. Nat. Prod.* 1991;54(1):196-206.
  34. Suchand B, Krishna J, Ramulu VB, Dibyendu D, Reddy KGA, Mahendar L, Satyanarayana G. An efficient intermolecular [Pd]-catalyzed C–C and intramolecular [Cu]-catalyzed C–O bonds formation: synthesis of functionalized flavans and benzoxepine. *Tetrahedron Letters*. 2012;53(30):3861-3864.
  35. Satyanarayana G, Maier ME. Synthesis of 1,5-methano-3-benzazocines by intramolecular Buchwald–Hartwig arylation of 2-piperidinones. *Tetrahedron*. 2008; 64(2):356-363.
  36. Briot, A., Baehr, C., Brouillard, R., Wagner, A., Mioskowski, C. 2004, Concise synthesis of dihydrochalcones *via* palladium-catalyzed coupling of aryl halides and 1-aryl-2-propen-1-ols. *J. Org. Chem.* 2004;69(4):1374-1377.
  37. Ramulu VB, Mahendar L, Krishna J, Reddy KGA, Suchand B, Satyanarayana G. Transition metals catalyzed C-C and C-O bonds formation: facile synthesis of flavans and benzoxepines. *Tetrahedron*. 2013; 69(38):8305-8315.
  38. Bharate BS, Mudududdla R, Bharate JB, Battini N, Battula S, Yadav RR, Singh B, Vishwakarma RA. Tandem one-pot synthesis of flavans by recyclable silica-HClO<sub>4</sub> catalyzed Knoevenagel condensation and [4+2]-Diels-Alder cycloaddition. *Org. Biomol. Chem.* 2012; 10(60):5143-5160.
  39. Bird TGC, Brown RB, Stuart AI, Tyrrell RWA. 1983, *N. J. Chem. Soc. Perkin Trans. I.* 1983;1831-1846.
  40. Machado AHL, De Sousa MA, Patto DCS, Azevedo LFS, Bombonato FI, Correia CRD. The scope of the Heck arylation of enol ethers with arenediazonium salts: a new approach to the synthesis of flavonoids. *Tetrahedron Lett.* 2009;50(11):1222-1225.
  41. Sauvain, M., Dedet, J. P. and Kunesch, N. J. P. Isolation of flavins from the Amazonian shrub *Faramaea guianensis*. *J. Nat. Prod.* 1994;57(3):403-406.
  42. Hodgetts JK. Inter- and intramolecular Mitsunobu reaction based approaches to 2-substituted chromans and chroman-4-ones. *Tetrahedron*. 2005;61(28):6860-6870.
  43. Gomez F, Quijano L, Calderon JS, Rodriguez C, Tirso R. Prenylflavans from *Tephrosia watsoniana*. *Phytochemistry*. 1985;24(5):1057-1059.
  44. Quaglia MG, Desideri N, Bossu E, Sestili I, Conti C. 4',6-Dichloroflavan (BW683C): Enantiomeric separation by hplc/dad and antirhinovirus activity. *Chirality*. 1992;4(1):65-67.
  45. Deodhar M, Wood K, Black DSC, Kumar N. Synthesis of oxygenated 4-arylisoflavans and 4-arylflavans. *Tetrahedron Letters*. 2012;53(49):6697-6700.
  46. Sowa FJ, Hennion GF, Nieuwland JA. Organic Reactions with Boron Fluoride. IX. The Alkylation of Phenol with Alcohols. *J. Am. Chem. Soc.* 1935;57(4):709-711.
  47. Bateman G, Brown BR. 4 $\alpha$ -Aryloxyflavans. *J. Chem. Soc. D.* 1971;409-409.
  48. Bateman G, Brown BR, Campbell JB, Cotton CA, Johnson P, Mulqueen P, O'Neill D, Shaw MR., Smith RA, Troke JA. Synthesis and reactions of 4-aryloxyflavans. *J. Chem. Soc. Perkin Trans. 1.* 1983;2903-2912.
  49. Brown BR, Cummings W, Newbould J. Polymerisation of flavans. Part IV. The condensation of flavan-4-ols with phenols. *J. Chem. Soc.* 1961;3677-3682.
  50. Prokipcak JM, Breckles TH. Preparation of substituted anisyl phenyl ethers. *Can. J. Chem.* 1971;49(6):914-918.
  51. Brewster JH. The configuration of atrolactic acid. retention of configuration in the acid-catalyzed ring opening of stilbene oxides. *J. Am. Chem. Soc.* 1956;78(16):4061-1664.



52. Zhang M, Jagdmann Jr. GE., Van Zandt M, Beckett P, Schroeter H. Enantioselective synthesis of orthogonally protected (2*R*,3*R*)-(-)-epicatechin derivatives, key intermediates in the de novo chemical synthesis of (-)-epicatechin glucuronides and sulfates. *Tetrahedron Asymmetry*. 2013;24(7):362-373.
53. Eames J, Mitchell HJ, Nelson A, O' Brien P, Warren S, Wyatt P. An efficient protocol for sharpless-style racemic dihydroxylation. *J. Chem. Soc., Perkin Trans. 1*. 1999; 1095-1104.
54. King FE, Clark-Lewis JW. The constitution and synthesis of leucoanthocyanidins. *J. Chem. Soc.* 1955:3384-3388.
55. Hausen BM., Bruhn G, Tilsley DA. Contact allergy to Australian blackwood (*Acacia melanoxylon* R.Br.): Isolation and identification of new hydroxyflavan sensitizers. *Contact Dermatitis*. 1990; 23(1):33-39.
56. Clark-Lewis JW, Jackman LM, Williams LR. Flavan derivatives. Part V. Synthesis of the four racemates of 3',4'-dimethoxy-6-methylflavan-3,4-diol diacetate. *J. Chem. Soc.* 1962:3858-3864.
57. King FE, Clark-Lewis JW. The synthesis of a crystalline leucoanthocyanidin. *Chem. and Ind.* 1954;757-758.
58. Corey EJ, Philbin EM, Wheeler TS. Stereochemistry of flavan-3,4-diols. *Tetrahedron Letters*. 1961;2(13):429-434.
59. Meira, PRR, Moro AV, Correia, CRD. Stereoselective Heck-Matsuda arylations of chiral dihydrofurans with arenediazonium tetrafluoroborates; An efficient enantioselective total synthesis of (-)-isoaltheolactone. *Synthesis*. 2007;15: 2279-2286.
60. Grubbs RH, Chang SJ. A highly efficient and practical synthesis of chromene derivatives using ring-closing olefin metathesis. *Org. Chem.* 1998;63:864-866.
61. Mewett KN, Fernandez SP, Pasricha AK, Pong A, Devenish SO, Hibbs DE, Chebib M, Johnston GAR, Hanrahan JR. Synthesis and biological evaluation of flavan-3-ol derivatives as positive modulators of GABA<sub>A</sub> receptors. *Bioorg. Med. Chem.* 2009;17(20):7156.
62. van Rensburg H, van Heerden PS, Ferreira D. Enantioselective synthesis of flavonoids. Part 3.1 *trans*- and *cis*-flavan-3-ol methyl ether acetates. *J. Chem. Soc. Perkin Trans. 1*. 1997;3415-3422.
63. Bernini R, Mincione E, Sanetti A. An efficient oxyfunctionalisation by dimethyldioxirane of the benzyletheral carbon of flavonoids; a general and useful way to anthocyanidins. *Tetrahedron Lett.* 1997;38(26):4651-3654.
64. Sweeny JG, Iacobucci GA. Synthesis of anthocyanidins of 3-deoxyanthocyanidins from 5-hydroxyflavanones. *Tetrahedron*. 1977;33(22):2923-2926.
65. Hendrik C, Mouton L, Steenkamp JA, Young DA, Bezuidenhout BCB, Ferreira D. Regio- and stereoselective oxygenation of flav-2-ol, 4-aryl flavan-3-ol-, and biflavanoid derivatives with potassium persulphate. *Tetrahedron*. 1990;46(19): 6885-6894.
66. Brown BR, Guffogg S, Kahn ML, Smart JW, Stuart IA. Synthesis of 4-substituted flavans from 4 $\alpha$ -halogenoflavans. *J. Chem. Soc. Perkin Trans. I*. 1983:1825-1829
67. Ohno S, Nagasaka M, Kato K. Flavan compounds and acid addition salts thereof. US Patent 4334067; 1982.
68. Kamat, Iacobucci AG, Sweeny GJ. The chemistry of anthocyanins, anthocyanidins and related flavylum salts. *Tetrahedron*. 1983;39(19):3005-3038.
69. Brown BR, Shaw MR. Reactions of flavanoids and condensed tannins with sulphur nucleophiles. *J. Chem. Soc. Perkin Trans. I*. 1974:2036-2049.
70. Gramshaw JW, Johnson AW, King TJ. The synthesis of flavan-2,3-diols (dihydro- $\alpha$ -2-dihydroxy-chalcones). *J. Chem. Soc.* 1958; 4040-4049.
71. Clark-Lewis JW, Baig MI. Flavan derivatives. XXXII. Structures and N.M.R. spectra of flav-2-enes and flav-3-enes; Hydroboration and hydroxylation of flav-3-enes. *Aust. J. Chem*, 1971;24(12):2581-2592.
72. Bhalla AL, Rây JN. Experiments on the synthesis of cyanomaclurin and its derivatives. Part I. 3,5,7,2',4'-pentamethoxyflavan. *J. Chem. Soc.* 1933; 288-290.
73. Bhatia GD, Mukerjee SK, Seshadri TR. Synthesis of cyanomaclurin-I: Synthesis of some model compounds. *Tetrahedron*. 1966;22(7):139-143.
74. Sakae S, Shigeru Y, Akio K. Raman and infrared spectroscopic marker bands for rapid detection of cyanomaclurin. *Eurasian J. For. Res.* 2013;16(8):63-66.
75. Panthong K, Tohdee K, Hutadilok-Towatana N, Voravuthikunchai SP, Chusri

- S. Prenylated flavone from roots of a hybrid between *Artocarpus heterophyllus* and *Artocarpus integer* and its biological activities. *J. Braz. Chem. Soc.* 2013; 24(10):1656-1661.
76. Dewar D, Sutherland RG. The photolysis of 2-hydroxychalcone and its possible implication in flavonoid biosynthesis. *J. Chem. Commun.* 1970;272-273.
  77. Gharpure SJ, Sathiyarayanan AM, Vurama KP. Hetero Diels-Alder reaction of olefin with *o*-quinone methides generated using ( $\pm$ )-binophosphoric acid for the stereoselective synthesis of 2,4-diarylbenzopyrans: Application to the formal synthesis of myristinin B/C. *RSC Advances.* 2013;3:18279-18282.
  78. Gharpure SJ, Niranjana P, Porwal SK. Stereoselective synthesis of oxa- and aza-angular triquinanes using Tandem radical cyclization to vinylogous carbonates and carbamates. *Org. Lett.* 2012;14(21):5476-5479.
  79. Gharpure SJ, Shukla MK, Vijayasree U. Stereoselective synthesis of donor-accepter substituted cyclopropafuranones by intramolecular cyclopropanation of vinylogous carbonates: divergent synthesis of tetrahydrofuran-3-one, tetrahydropyran-3-one, and lactones. *Org. Lett.* 2009; 11(23):5466-5469.
  80. Maloney DJ, Deng JZ, Starck SR, Gao Z, Hecht SM. (+)-Myristinin A, a naturally occurring DNA polymerase  $\beta$ -inhibitor and potent DNA-damaging agent. *J. Am. Chem. Soc.* 2005;127(12):4140-4141.
  81. Sawadjoon S, Kittakoo P, Kirtikara K, Vichai V, Tanticharoen M, Thebtaranonth Y. Atropisomeric myristinins: Selective COX-2 inhibitors and antifungal agents from *Myristica cinnamomea*. *J. Org. Chem.* 2002;67(16):5470-5475.
  82. Miyake A, Yamamoto H, Takebayashi Y, Imai H, Honda K. The novel natural product YM-26567-1 [(+)-*trans*-4-(3-dodecanoyl-2,4,6-trihydroxyphenyl)-7-hydroxy-2-(4-hydroxyphenyl)chroman]: a competitive inhibitor of group II phospholipase A2. *J. Pharma. Exp. Therap.* 1992;1302-1307.
  83. Maloney DJ, Chen S, Hecht SM. Stereoselective synthesis of the atropisomers of myristinin B/C. *Org. Lett.* 2006;8(9):1925-1927.
  84. Suchand B, Krishna J, Mritunjoy K, Satyanarayana G. Lewis acid promoted C-C and copper-catalyzed C-O bond formation: synthesis of neoflavans. *RSC Adv.* 2014;4:13941-13945.
  85. Darses S, Genet JP. Potassium trifluoro (organo)borates: new perspectives in Organic Chemistry. *Eur. J. Org. Chem.* 2003;22:4313-4327.
  86. Wang F, Chen F, Qu M, Li T, Liu Y, Shi M. A Pd(II)-catalyzed asymmetric approach toward chiral [3.3.1]-bicyclic ketals using 2-hydroxyphenylboronic acid as a pro-bis(nucleotide). *Chem. Commun.* 2013;49: 3360-3362.
  87. Janeczko T, Dymarska M, Siepka M, Gniłka R, Le'sniak A, Popłoński J, Kostrzewa-Susłow E. Enantioselective reduction of flavanone and oxidation of *cis*- and *trans*-flavan-4-ol by selected yeast cultures. *J. Mol. Cat. B: Enzymatic.* 2014; 109:47-52.
  88. Simpson TH, Uri N. Hydroxy-flavones as inhibitors of the aerobic oxidation of unsaturated fatty acids. *Chem Ind.* 1956; 956-957.
  89. Wahala K, Hase TA. Expedient synthesis of polyhydroxyisoflavones. *J. Chem. Soc. Perkin Trans. 1.* 1991;3005-3008.
  90. Takashima Y, Kaneko Y, Kobayashi Y. Synthetic access to optically active isoflavans by using allylic substitution. *Tetrahedron.* 2010;66(1):197-207.
  91. Delpiccolo CML, Mendez L, Fraga MA, Mata EG. Exploring the solid-phase synthesis of 3,4-disubstituted  $\beta$ -lactams: scope and limitations. *J. Comb. Chem.* 2005;7(2):331-344.
  92. Paulis TD, Kumar Y, Johansson L, Ramsby S, Florvall L, Hall H, Angeby-Moller K, Ogren SO. Potential neuroleptic agents. 3. Chemistry and antidopaminergic properties of substituted 6-methoxysalicylamides. *J. Med. Chem.* 1985;28(9):1263-1269.
  93. Takashima Y, Kobayashi Y. New synthetic route to (S)-(-)-equol through allylic substitution. *Tetrahedron Lett.* 2008; 49(35):5156-5158.
  94. Evans DA, Ennis MD, Mathre DJ. Asymmetric alkylation reactions of chiral imine enolates. A practical approach to the enantioselective synthesis of  $\alpha$ -substituted carboxylic acid derivatives. *J. Am. Chem. Soc.* 1982;104(6):1737-1739.
  95. Heemstra JM, Kerrigan SA, Doerge DR, Helferich WG, Boulanger WA. Total synthesis of (S)-equol. *Org. Lett.* 2006; 8(24):5441-5443.

96. Shih TL, Wyvratt MJ, Mroziak H. J. Total synthesis of (+)-5-*o*-methyllicoricidin. *Org. Chem.* 1987;52(10):2029-2033.
97. Versteeg M, Bezuidenhout BCB, Ferreira D. Stereoselective synthesis of isoflavonoids. (*R*)- and (*S*)-isoflavans. *Tetrahedron.* 1999;55(11):3365-3376.
98. Wilkinson JA, Raiber EA, Ducki S. New stabilizing groups for lateral lithiation of *ortho*-cresol derivatives and a new route to 2-substituted chromans. *Tetrahedron.* 2008;64(27):6329-6333.
99. Nechepurenko IV, Polovinka NP, Salnikova OI, Pokrovskii LM, Komarova NI, Salakhutdinov NF, Nechepurenko SB. Components of the ethyl acetate extract of *Hedysarum theinum* roots. *Chem. Nat. Compd.* 2007;43(1):5-9.
100. Gharpure SJ, Sathiyarayanan AM, Jonnalagadda P. T. *o*-Quinone methide based approach to isoflavans: Application to the total synthesis of equol, 3'-hydroxyequol and vestitol. *Tetrahedron Lett.* 2008;49(18):2974-2978.
101. Versteeg M, Bezuidenhout BCB, Ferreira D, Swart KJ. The first enantioselective synthesis of isoflavonoids: (*R*)- and (*S*)-isoflavans. *J. Chem. Soc. Chem. Commun.* 1995;1317-1318.
102. Nerya O, Vaya J, Musa R, Izrael S, Ben-Arie R, Tamir S. Glabrene and isoliquiritigenin as tyrosinase inhibitors from licorice roots. *J. Agric. Food Chem.* 2003;51(5):1201-1207.
103. Saitoh T, Kinoshita T, Shibata S. New isoflavan and flavanone from licorice root. *Chem. Pharm. Bull.* 1976;24:752-755.
104. Yoo SK, Nahm K. Facile and efficient synthesis of ( $\pm$ )-glabridin. *Bull. Korean Chem. Soc.* 2007;28(3):481-484.
105. Bezuidenhout BCB, Brandt EV, Roux DG. Synthesis of isoflavanoid oligomers using a pterocarpan as inceptive electrophile. *J. Chem. Soc. Perkin Trans. I.* 1984;2767-2778.

© 2015 Mazimba and Keroletswe; This is an Open Access article distributed under the terms of the Creative Commons Attribution License (<http://creativecommons.org/licenses/by/4.0>), which permits unrestricted use, distribution, and reproduction in any medium, provided the original work is properly cited.

Peer-review history:

The peer review history for this paper can be accessed here:  
<http://www.sciencedomain.org/review-history.php?iid=1051&id=7&aid=9382>